



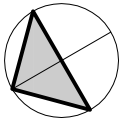




FLOOR PLAN LEGEND		FLOOR PLAN LEGEND		FLOOR PLAN LEGEND	
	<b>EXTERNAL WALL</b> <b>CSR 5440</b> <ul style="list-style-type: none"><li>- 150MM PRECAST PANEL</li><li>- RONDO FURRING CHANNEL NO.129. WITH BRADFORD ACOUSTIGARD PERFORMANCE 75MM 18KG/M³ R2 INSULATION.</li><li>- 13mm PAINTED PLASTERBOARD OR 6mm FIBRE CEMENT SHEETING TO WET AREAS WITH TILED AND PAINTED FINISH</li></ul>	AFL	ABOVE FLOOR LEVEL	TILE-1	SELECTED FLOOR TILES TO LOBBY. FALL TO FLOOR TRAPS. ALLOW FOR SETDOWN IN FLOOR STRUCTURE. REFER TO FINISHES SCHEDULE.
		AGW	ARTIFICIAL GREEN WALL		
		BAL	PROPRIETARY FRAMELESS SAFETY GLASS BALUSTRADE WITH STAINLESS STEEL SPIGOTS. TO COMPLY WITH AS1288 AND AS/NZS 1170		
		BG1	300MM WIDE X 125MM DEEP G300. 0.8 BMT Z150 ZINCALUME BOX GUTTER COMPLETE WITH GUTTERBOARD & STRAPS AT 600MM MAX CTS. PROVIDE OVERFLOW TO EACH END OF GUTTER.	TILE-2	SELECTED FLOOR TILES TO WET AREA. FALL TO FLOOR TRAPS. ALLOW FOR SETDOWN IN FLOOR STRUCTURE. REFER TO FINISHES SCHEDULE.
		CO	NEW 3m WIDE CONCRETE CROSSOVER IN EXISTING KERB. TO BE CONSTRUCTED IN ACCORDANCE WITH COUNCILS REQUIREMENTS. EXISTING PAVERS TO COUNCIL FOOTPATH TO BE REINSTATED. ALL PERMITS ETC TO BE OBTAINED FROM COUNCIL	TB	TIMBER BOARD FLOOR FINISH.
	<b>PARTY WALL</b> <b>CSR 1385</b> <ul style="list-style-type: none"><li>- 1 LAYER OF 16mm FYRCHEK</li><li>- NOM 70mm STEEL STUD WALLS AT 600mm MAX CTS. PROVIDE ADDITIONAL NOGGINS TO ALLOW WALL MOUNTED TV, AIR CONDITIONER, DRYERS ETC. WITH 75mm GW ACOUSTIGARD 14KG/M³ R1.8 INSULATION</li><li>- 20MM GAP</li><li>- NOM 70mm STEEL STUD WALLS AT 600mm MAX CTS. PROVIDE ADDITIONAL NOGGINS TO ALLOW WALL MOUNTED TV, AIR CONDITIONER, DRYERS ETC. WITH 75mm GW ACOUSTIGARD 14KG/M³ R1.8 INSULATION</li><li>- 1 LAYER OF 16mm FYRCHEK</li></ul>	COL.1	CONCRETE COLUMN TO ENGINEERS DETAILS. PAINT FINISH	RL	FINISH LEVEL
		COL.2	CONCRETE COLUMN TO ENGINEERS DETAILS. PAINT FINISH	W.(NO. )	DENOTES WINDOW & FRAME. REFER WINDOW SCHEDULE.
		CPT	SELECTED CARPET & UNDERLAY.	WM	PROVISION FOR WASHING MACHINE. ALLOW FOR POWER, WATER SUPPLY AND DRAINAGE
		D.(NO.)	DENOTES DOOR & FRAME. REFER DOOR SCHEDULE	NOTES:	
		DG	DOUBLE GLAZING	1) TO BE READ IN CONJUNCTION WITH ENGINEERS DRAWINGS.	
	<b>INTERNAL WALL</b> <ul style="list-style-type: none"><li>- 10mm FLUSH SET PAINTED PLASTERBOARD OR 6mm FIBRE CEMENT SHEETING TO WET AREAS WITH TILED AND PAINTED FINISH</li><li>- NOM 75mm STEEL STUD WALLS AT ??mm MAX CTS. PROVIDE ADDITIONAL NOGGINS TO ALLOW WALL MOUNTED TV, AIR CONDITIONER, DRYERS ETC.</li><li>- 10mm FLUSH SET PAINTED PLASTERBOARD OR 6mm FIBRE CEMENT SHEETING TO WET AREAS WITH TILED AND PAINTED FINISH</li></ul>	DP	COLORBOND DOWNPIPE. REFER TO ROOF PLAN DRAWING FOR DETAILS	2) ALL ITEMS TO BE INSTALLED IN ACCORDANCE WITH MANUFACTURES REQUIREMENTS AND RECOMMENDATIONS.	
		EG1	REVOLUTION ROOFING COLORBOND 'SMOOTHBACK GUTTER' EAVES. COMPLETE WITH STOP ENDS & STRAPS.	3) CONTRACTOR TO PROVIDE NEW STATUTORY SIGNAGE & GENERAL SIGNAGE TO EXIT DOORS / FIRE HOSE REEL /	
		EX	DENOTES EXISTING	TOILETS / EXITS / ENTRIES ELECT CUPBOARD / SERVICES	
		FALL	DENOTES FALL. ARROW DENOTES DIRECTION	CBS/ SIGNAGE TO BE BRUSHED STAINLESS STEEL SIGNAGE.	
		FFL	FINISHED FLOOR LEVEL		
	<b>INTERNAL WALL</b> WHERE LOAD CENTRE LOCATED <ul style="list-style-type: none"><li>- 10mm FLUSH SET PAINTED PLASTERBOARD OR 6mm FIBRE CEMENT SHEETING TO WET AREAS WITH TILED AND PAINTED FINISH</li><li>- NOM 90mm STEEL STUD WALLS AT ??mm MAX CTS. PROVIDE ADDITIONAL NOGGINS TO ALLOW WALL MOUNTED TV, AIR CONDITIONER, DRYERS ETC.</li><li>- 10mm FLUSH SET PAINTED PLASTERBOARD OR 6mm FIBRE CEMENT SHEETING TO WET AREAS WITH TILED AND PAINTED FINISH</li></ul>	LB	PROPRIETARY LETTER BOX AND STAND		
		LC	TYPICAL APARTMENT LOAD CENTRE AND NBN NTD		
		LS	LANDSCAPING. FILL WITH 300MM SANDY LOAM & 300MM TOP SOIL (PEARS COMPOST SOIL OR EQUIVALENT. 50MM PINE MULCH & DRAINAGE). PROVIDE HARDWOOD EDGING TO ALL LANDSCAPED GARDEN BEDS.		
		MSB	MAIN SWITCHBOARD TO ENGINEERS DETAILS		
		NK	NEW CONCRETE KERB. REFER CIVIL DRAWINGS		
		PV1	FOOTPATH PAVEMENT AREA.		
		RWH	RAINWATER HEAD		
		SKY	SKYLIGHT TO THIRD FLOOR WET AREAS.		



LEGENDS

client	CAVATON MC PROJECTS		
project	NEW APARTMENTS		
site location	11-13 WEST ST, HINDMARSH, SA		













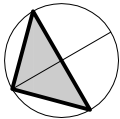
**MILNE**ARCHITECTS

**LEVEL 1/124 FRANKLIN STREET**  
**ADELAIDE SA 5000**  
TEL 08 8410 6555  
FAX 08 8410 6777  
ma@milnearchitects.com.au  
ABN 35 099 574 128

TENDER ISSUE	KM	04.04.19	D		
CONSULTANT ISSUE	KM	27.03.19	C		
CONSULTANT ISSUE	KM	04.02.19	B		
TENDER ISSUE	KM	19.11.18	A		
issue		checked	date	rev.	

Not for construction purposes unless stamped FOR CONSTRUCTION. Verify dimensions and levels on site before setting out. Do not scale. Refer to figured dimensions - in mm unless otherwise stated.					
scales	drawn	checked	signed off	date	
1:100	AH	KM	KM	17.05.17	
orig. size	drawing no.			revision	
A3	17.002.WD.00.01			D	

EXTERNAL & INTERNAL L E G E N D		EXTERNAL & INTERNAL L E G E N D		CEILING & ELECTRICAL PLAN L E G E N D		CEILING & ELECTRICAL PLAN L E G E N D	
AFL	ABOVE FLOOR LEVEL	TRH	TOILET ROLL HOLDER		DENOTES CEILING TYPE	PB-2	WET AREA CEILING BOARD. 10mm THICK FLUSHED SET FLAT PLASTERBOARD CEILING LINING ON CONCEALED SUSPENSION SYSTEM FIXED TO FLOOR STRUCTURE OVER. PROVIDE RONDO 'SHADOWLINE' P50 CORNICE. PAINT FINISH.
BT	BLACK GRANITE BENCH TOP	WL	WALL LIGHT ABOVE MIRROR		DENOTES CEILING HEIGHT AFL		
BIN	BUILD IN BIN SPACE	WT	SELECTED WALL TILE TO WET AREA. BUILDER TO ALLOW LAY & GROUT ETC.		DOUBLE POWER POINT . NUMBERS INDICATE HEIGHT ABOVE FINISH FLOOR LEVEL		
COL.2	CONCRETE COLUMN TO ENGINEERS DETAILS. PAINT FINISH				INDICATE HEIGHT ABOVE FINISH FLOOR LEVEL		
CPT	SELECTED CARPET & UNDERLAY.	NOTES: 1) TO BE READ IN CONJUNCTION WITH ENGINEERS DRAWINGS. 2) ALL ITEMS TO BE INSTALLED IN ACCORDANCE WITH MANUFACTURES REQUIREMENTS AND RECOMMENDATIONS.			LIGHT SWITCH WITH LED INDICATORS. NO. INDICATES NUMBER OF CONTROL	TV 	TV POINT WITH 2 DATA POINTS
DC	DRENCHER OVER FIXED PANE. REFER ENGINEER				GENERAL FANS AS PER ENGINEER DRAWINGS	WL	WALL LIGHT ABOVE MIRROR
DEC	DECO FILM TO GLASS				10MM THICK FLUSHED PLASTERBOARD BULKHEAD. PROVIDE SUPPORT/ FIXING STRUCTURE WHERE REQUIRED. PROVIDE RONDO 'SHADOWLINE' P50 CORNICE. SELECTED PAINT FINISH.	WL 1	EXTERNAL WALL LIGHT ON BALCONY. LOCATION TO BE CONFIRMED ON SITE
DP	DOWNPIPE - REFER TO ROOF PLAN			BH-1		NOTES: 1) TO BE READ IN CONJUNCTION WITH ENGINEERS DRAWINGS. 2) ALL ITEMS TO BE INSTALLED IN ACCORDANCE WITH MANUFACTURES REQUIREMENTS AND RECOMMENDATIONS	
DW	DISHWASHER. ALLOW FOR POWER AND WATER SUPPLY AND DRAINAGE			DP			
D.(NO.)	DENOTES DOOR & FRAME. REFER DOOR SCHEDULE						
EX-2	EXHAUST OUTLET. TO BE WEATHER PROOF. NOM ?? WIDE BY ?? HIGH. PAINTED TO MATCH WALL COLOUR						
FFL	FINISHED FLOOR LEVEL			D1			
FG	FIXED GLASS			D2			
FFG	FROSTED GLASS FINISH UP TO 1800MM ABOVE FINISH FLOOR LEVEL FOR PRIVACY			D3			
FP	FLUSH PAINT PANEL			D4			
FS	FIRE SHUTTER			D5			
F	PROVISION FOR FRIDGE. ALLOW FOR POWER AT 1500 AFL				EXHAUST FAN GRILL ABOVE SHOWER/BATHTOP & LAUNDRY		
HAS	HEAT ATTENUATION SCREEN INSIDE OPENABLE PORTION			EML	EMERGENCY LIGHT AS PER ENGINEER DETAIL		
HSG	HEAT STRENGTHENED GLAZING. REFER ENGINEER			FC-1	EXPRESS JOINTED 6mm FIBRE CEMENT FLAT SOFFIT LINING ON SUSPENDED SYSTEM FIXED TO FLOOR STRUCTURE OVER. PAINTED FINISH.		
MIX	VANITY BASIN MIXER				GAP & WATER SUPPLY POINT ON BALCONY .		
MR	MIRROR FOR WET AREA				TYPICAL APARTMENT INTERCOM LOCATION		
MR.R	FULL HEIGHT MIRROR FOR ALL ROBES				TYPICAL APARTMENT LOAD CENTRE		
OV	600mm INTEGRATED OVEN			LS	LED STRIP LIGHTS UNDER OVERHEAD CUPBOARD		
P	PANTRY . WITH AUTOMATIC PULL OFF DRAWERS				TYPICAL APARTMENT NBN UNIT TO AUSTRALIAN STANDARD		
PC-01	PRECAST CONCRETE FINISH COLOUR 'SURFIMIST'				10mm THICK FLUSHED SET FLAT PLASTERBOARD CEILING LINING ON CONCEALED SUSPENSION SYSTEM FIXED TO FLOOR STRUCTURE OVER. PROVIDE RONDO 'SHADOWLINE' P50 CORNICE. PAINT FINISH.		
PC-02	PRECAST CONCRETE FINISH COLOUR 'NIGHT SKY'			PB-1			
PC-03	ACID WASHED PRECAST CONCRETE						
PT	PAINT FINISH TO WALL / BULKHEAD. REFER TO FINISHED SCHEDULE						
RH	SLIDE OUT RECIRCULATION RANGHOOD. TO BE INTEGRATED INTO JOINERY						
RWH	RAIN WATER HEAD. PAINT FINISH.						
SHS	SEMI FRAMELESS SHOWER SCREEN WITH PATCH FITTING. NO DOOR - MIN 800mm WIDE OPENING						
TR	HAND TOWEL RAIL						



TENDER ISSUE

KM1

18.04.19

E

CONSULTANT ISSUE

KM1

27.03.19

D

CONSULTANT ISSUE

KM1

27.02.19

C

CONSULTANT ISSUE

KM1

04.02.19

B

TENDER ISSUE

KM1

19.11.18


A

checked

date

rev.

LEVEL 1/124 FRANKLIN STREET  
ADELAIDE SA 5000  
TEL 08 8410 6355  
FAX 08 8410 6777  
ma@milnearchitects.com.au  
ABN 35 099 574 128



client

CAVATON MC PROJECTS

project

NEW APARTMENTS

site location

11-13 WEST ST, HINDMARSH, SA

drawing title

LEGENDS

Not for construction purposes unless stamped FOR CONSTRUCTION  
Verify dimensions and levels on site before setting out. Do not scale.  
Refer to figured dimensions - in mm unless otherwise stated

scales

drawn

checked

signed off

date

1:100

AH

KM

17.05.17

orig. size

drawing no.

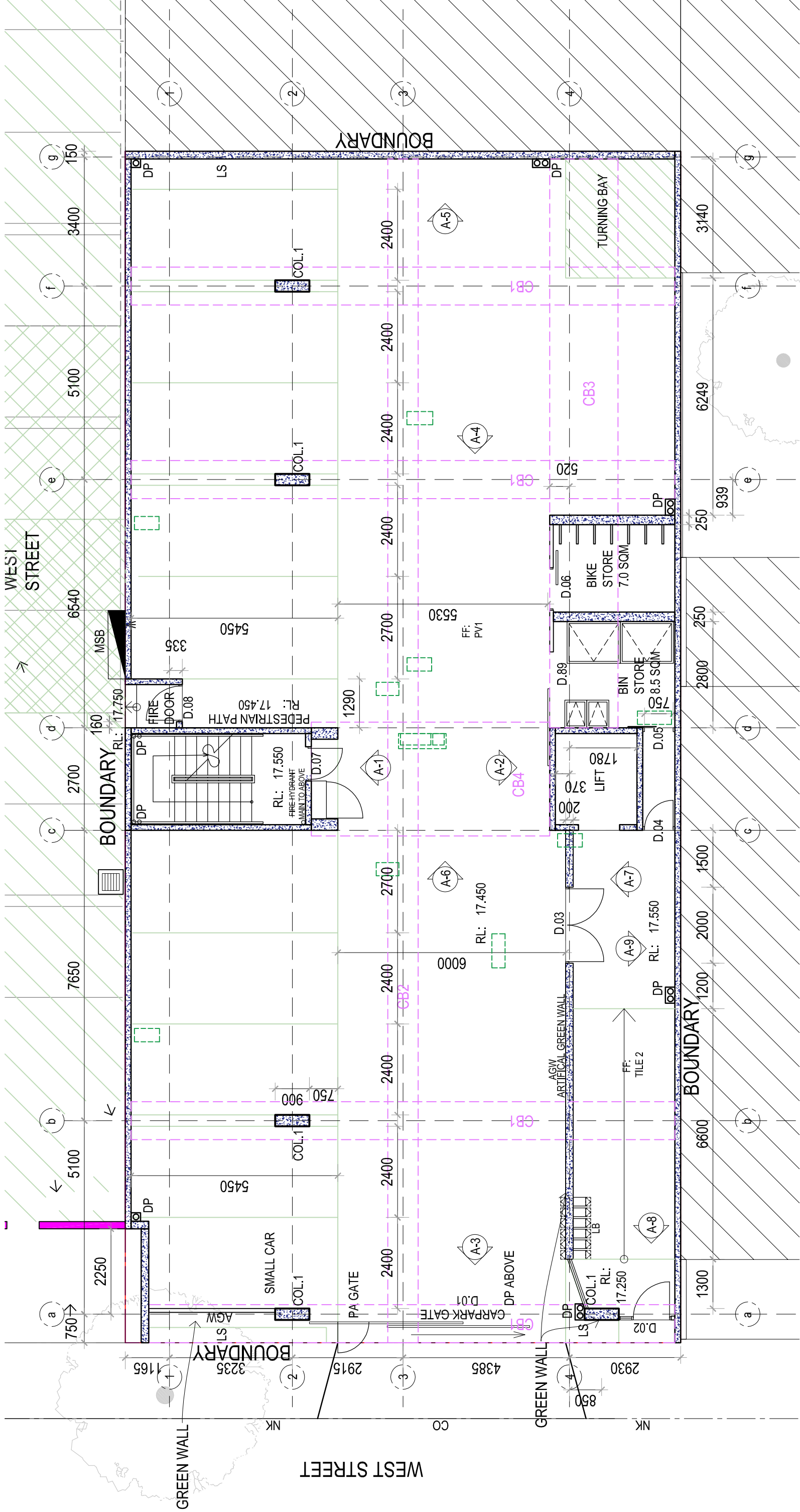
revision

A3

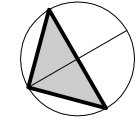
17.002.WD.00.02

E






GROUND FLOOR PLAN 1:100 @ A3



CONSULTANT ISSUE	KM	11.06.19	G
TENDER ISSUE	KM	18.04.19	F
CONSULTANT ISSUE	KM	09.04.19	E
CONSULTANT ISSUE	KM	27.03.19	D
CONSULTANT ISSUE	KM	04.02.19	C
CONSULTANT ISSUE	KM	23.01.19	B
TENDER ISSUE	KM	04.12.18	A
issue	checked	date	rev.



**MILNEARCHITECTS**  
LEVEL 1/124 FRANKLIN STREET  
ADELAIDE SA 5000  
TEL 08 8410 6355  
FAX 08 8410 6777  
ma@milnearchitects.com.au  
ABN 35 099 574 128

client  
CAVATON MC PROJECTS

project  
NEW APARTMENTS

site location  
11-13 WEST ST, HINDMARSH, SA

Not for construction purposes unless stamped FOR CONSTRUCTION  
Verify dimensions and levels on site before setting out. Do not scale.  
Refer to figured dimensions - in mm unless otherwise stated

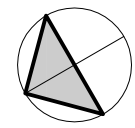
scales	drawn	checked	signed off	date
1:100	AH	KM	KM	17.05.17

orig. size  
drawing no. A3 17.002.WD.10.00 G






FIRST FLOOR PLAN 1:100 @A3



CONSULTANT ISSUE	KM	11.06.19	G
CONSULTANT ISSUE	KM	09.04.19	F
CONSULTANT ISSUE	KM	27.03.19	E
CONSULTANT ISSUE	KM	18.02.19	D
CONSULTANT ISSUE	KM	04.02.19	C
CONSULTANT ISSUE	KM	23.01.19	B
TENDER ISSUE	KM	04.12.18	A
issue#	checked	date	rev.



**MILNEARCHITECTS**  
LEVEL 1/124 FRANKLIN STREET  
ADELAIDE SA 5000  
TEL 08 8410 6555  
FAX 08 8410 6777  
ma@milnearchitects.com.au  
ABN 35 099 574 128

client  
CAVATON MC PROJECTS

project  
NEW APARTMENTS

site location  
11-13 WEST ST, HINDMARSH, SA

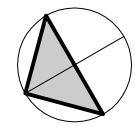
drawing title  
**FIRST FLOOR PLAN**

drawn	checked	signed off	date
1:100	AH	KM	17.05.17
orig. size	drawing no.	revision	
A3	17.002.WD.20.00	G	

Not for construction purposes unless stamped FOR CONSTRUCTION  
Verify dimensions and levels on site before setting out. Do not scale.  
Refer to figured dimensions - in mm unless otherwise stated




FIRST DIMENSIONS FLOOR PLAN 1:100 @ A3



CONSULTANT ISSUE	KM	11.06.19	E
TENDER ISSUE	KM	04.04.19	D
CONSULTANT ISSUE	KM	15.02.19	C
CONSULTANT ISSUE	KM	04.02.19	B
TENDER ISSUE	KM	04.12.18	A

issue	checked	date	rev.



**MILNEARCHITECTS**  
LEVEL 1/124 FRANKLIN STREET  
ADELAIDE SA 5000  
TEL 08 8410 6555  
FAX 08 8410 6777  
ma@milnearchitects.com.au  
ABN 35 099 574 128

client  
CAVATON MC PROJECTS

project  
NEW APARTMENTS

site location  
11-13 WEST ST, HINDMARSH, SA

drawing title  
**FIRST FLOOR  
DIMENSIONS PLAN**

drawn	checked	signed off	date
1:100	AH	KM	17.05.17

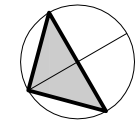
orig. size  
drawing no.  
A3 17.002.WD.20.01

E

Not for construction purposes unless stamped FOR CONSTRUCTION  
Verify dimensions and levels on site before setting out. Do not scale.  
Refer to figured dimensions - in mm unless otherwise stated




SECOND FLOOR PLAN 1:100 @ A3



TENDER ISSUE	KM	28.05.19	G
CONSULTANT ISSUE	KM	09.04.19	F
CONSULTANT ISSUE	KM	27.03.19	E
CONSULTANT ISSUE	KM	15.02.19	D
TENDER ISSUE	KM	04.02.19	C
TENDER ISSUE	KM	23.01.19	B
CONSULTANT ISSUE	KM	04.12.18	A

issue	checked	date	rev.
CONSULTANT ISSUE	KM	11.06.18	H



LEVEL 1/124 FRANKLIN STREET  
ADELAIDE SA 5000  
TEL 08 8410 6555  
FAX 08 8410 6777  
m@milnearchitects.com.au  
ABN 35 099 574 128

client  
CAVATON MC PROJECTS

project  
NEW APARTMENTS

site location  
11-13 WEST ST, HINDMARSH, SA

drawing title  
**SECOND FLOOR PLAN**

Not for construction purposes unless stamped FOR CONSTRUCTION  
Verify dimensions and levels on site before setting out. Do not scale.  
Refer to figured dimensions - in mm unless otherwise stated

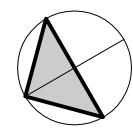
scales	drawn	checked	signed off	date
1:100	AH	KM	KM	17.05.17

orig. size  
A3 17,002.WD.30.00 H





SECOND FLOOR DIMENSIONS PLAN 1:100 @ A3



CONSULTANT ISSUE		KM	11.06.19	F
TENDER ISSUE		KM	28.05.19	E
TENDER ISSUE		KM	04.04.19	D
CONSULTANT ISSUE		KM	15.02.19	C
CONSULTANT ISSUE		KM	04.02.19	B
TENDER ISSUE		KM	04.12.18	A
issue#	checked	date	rev.	



LEVEL 1/124 FRANKLIN STREET  
ADELAIDE SA 5000  
TEL 08 8410 6555  
FAX 08 8410 6777  
ma@milnearchitects.com.au  
ABN 35 099 574 128

client  
CAVATON MC PROJECTS

project  
NEW APARTMENTS

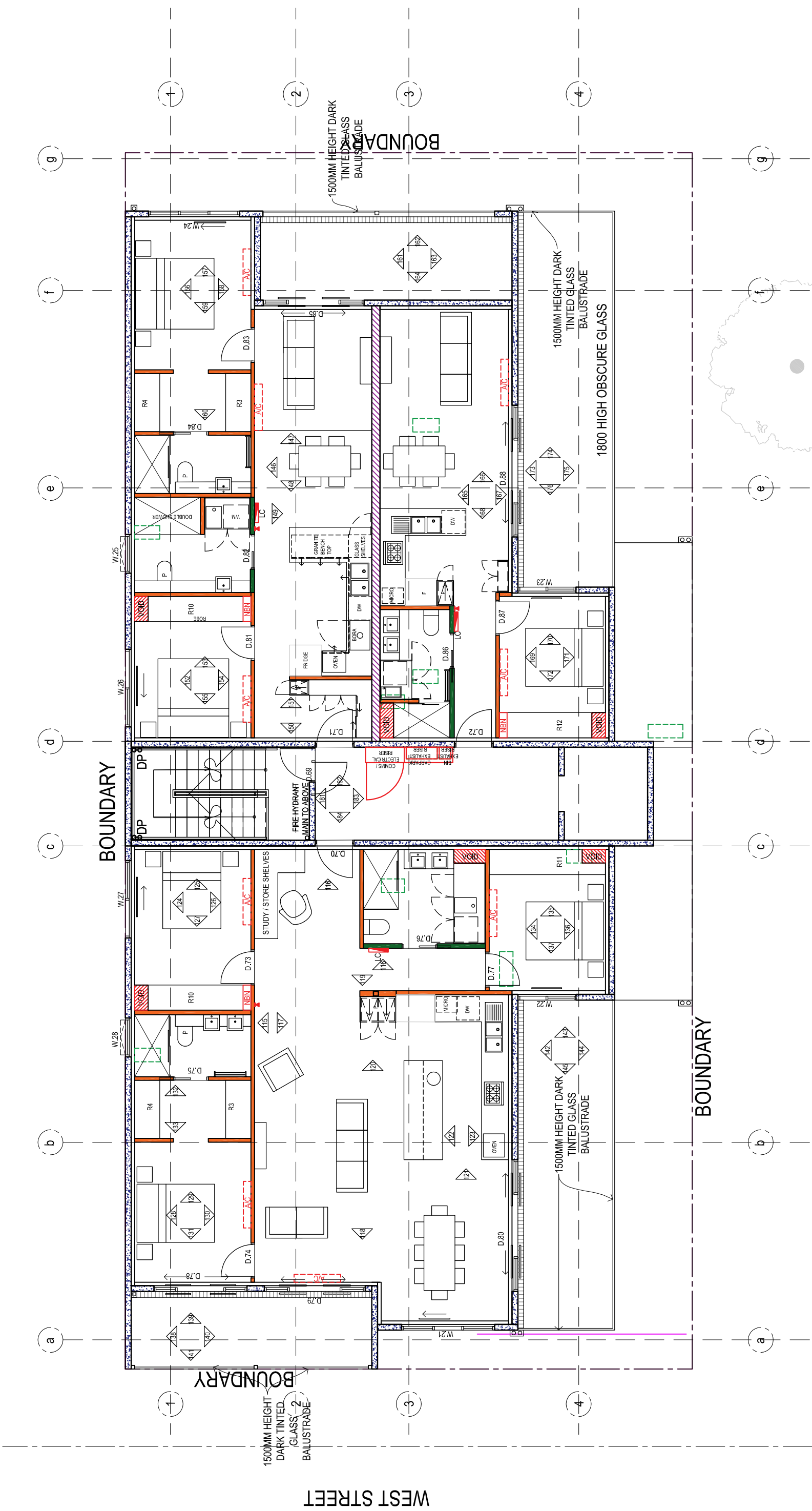
site location  
11-13 WEST ST, HINDMARSH, SA

drawing title  
**SECOND FLOOR  
DIMENSIONS PLAN**

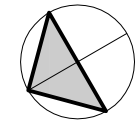
drawn	checked	signed off	date
1:100	AH	KM	17.05.17

orig. size  
drawing no.  
A3 17.002.WD.30.01 F

Not for construction purposes unless stamped FOR CONSTRUCTION  
Verify dimensions and levels on site before setting out. Do not scale.  
Refer to figured dimensions - in mm unless otherwise stated



THIRD FLOOR PLAN 1:100 @A3



TENDER ISSUE

CONSULTANT ISSUE

CONSULTANT ISSUE

CONSULTANT ISSUE

CONSULTANT ISSUE

CONSULTANT ISSUE

TENDER ISSUE

KM

KM

KM

KM

KM

KM

KM

28.05.19

09.04.19

27.03.19

15.02.19

04.02.19

23.01.19

04.12.18

issue

issue

issue

issue

issue

issue

issue

checked

date

rev.

checked

date

rev.

client

CAVATON MC PROJECTS

project

NEW APARTMENTS

site location

11-13 WEST ST, HINDMARSH, SA

drawing title

THIRD FLOOR PLAN

drawing no.

A3

scale

1:100

drawn

AH

checked

KM

signed off

KM

date

17.05.17

revision

H

LEVEL 1/124 FRANKLIN STREET

ADELAIDE SA 5000

TEL 08 8410 6555

FAX 08 8410 6777

ma@mlnearchitects.com.au

ABN 35 099 574 128

M

MILNEARCHITECTS

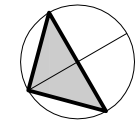
Not for construction purposes unless stamped FOR CONSTRUCTION

Verify dimensions and levels on site before setting out. Do not scale.

Refer to figured dimensions - in mm unless otherwise stated



THIRD FLOOR DIMENSIONS PLAN 1:100 @ A3



CONSULTANT ISSUE		KM	11.06.19	F
TENDER ISSUE		KM	28.05.19	E
TENDER ISSUE		KM	04.04.19	D
CONSULTANT ISSUE		KM	15.02.19	C
CONSULTANT ISSUE		KM	04.02.19	B
TENDER ISSUE		KM	04.12.18	A
issue	checked	date	rev.	

LEVEL 1/124 FRANKLIN STREET  
ADELAIDE SA 5000  
TEL 08 84 10 6355  
FAX 08 84 10 6777  
ma@milnearchitects.com.au  
ABN 35 099 574 128



MILNEARCHITECTS

client  
CAVATON MC PROJECTS

project  
NEW APARTMENTS

site location  
11-13 WEST ST, HINDMARSH, SA

drawing title  
THIRD FLOOR  
DIMENSIONS PLAN

drawn  
AH KM

checked  
KM

signed off  
KM

date  
17.05.17

orig. size  
A3

drawing no.  
17.002.WD.40.01

revision  
F

Not for construction purposes unless stamped FOR CONSTRUCTION  
Verify dimensions and levels on site before setting out. Do not scale.  
Refer to figured dimensions - in mm unless otherwise stated





FIRST FLOOR CEILING & ELECTRICAL  
PLAN 1:100 @ A3

CONSULTANT ISSUE

KM

11.06.19

E

CONSULTANT ISSUE

KM

27.03.19

D

CONSULTANT ISSUE

KM

27.02.19

C

CONSULTANT ISSUE

KM

04.02.19

B

TENDER ISSUE

KM

04.12.18

A

checked

date

rev.

LEVEL 1/124 FRANKLIN STREET  
ADELAIDE SA 5000  
TEL 08 8410 6555  
FAX 08 8410 6777  
ma@milnearchitects.com.au  
ABN 35 099 574 128

M

MILNEARCHITECTS

client

CAVATON MC PROJECTS

project

NEW APARTMENTS

site location

11-13 WEST ST, HINDMARSH, SA

drawing title

FIRST FLOOR CEILING &  
ELECTRICAL PLAN

Not for construction purposes unless stamped FOR CONSTRUCTION  
Verify dimensions and levels on site before setting out. Do not scale.  
Refer to figured dimensions - in mm unless otherwise stated

scales

1:100

drawn

checked

signed off

date

17.05.17

orig. size

drawing no.

A3

17.002.WD.50.01

E



SECOND FLOOR CEILING &  
ELECTRICAL PLAN 1:100 @ A3

issue	checked	date	rev.
CONSULTANT ISSUE	KM	11.06.19	E
CONSULTANT ISSUE	KM	27.03.19	D
CONSULTANT ISSUE	KM	20.02.19	C
CONSULTANT ISSUE	KM	04.02.19	B
TENDER ISSUE	KM	04.12.18	A

client  
CAVATON MC PROJECTS

project  
NEW APARTMENTS

site location  
11-13 WEST ST, HINDMARSH, SA

LEVEL 1/124 FRANKLIN STREET  
ADELAIDE SA 5000  
TEL 08 8410 6555  
FAX 08 8410 6777  
ma@milnearchitects.com.au  
ABN 35 099 574 128

MILNEARCHITECTS

drawing title  
SECOND FLOOR CEILING  
& ELECTRICAL PLAN

drawn  
AH KM

checked  
KM

signed off  
KM

date  
17.05.17

orig. size  
A3

revision  
17.002.WD.50.02 E

Not for construction purposes unless stamped FOR CONSTRUCTION  
Verify dimensions and levels on site before setting out. Do not scale.  
Refer to figured dimensions - in mm unless otherwise stated

scales  
1:100 AH KM KM 17.05.17

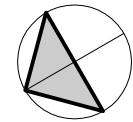
drawn  
drawn checked signed off

date  
date


revision  
revision



THIRD FLOOR CEILING & ELECTRICAL  
PLAN 1:100 @ A3



LEVEL 1/124 FRANKLIN STREET  
ADELAIDE SA 5000  
TEL 08 8410 6555  
FAX 08 8410 6777  
ma@milnearchitects.com.au  
ABN 35 099 574 128



MILNEARCHITECTS

client  
CAVATON MC PROJECTS

project  
NEW APARTMENTS

site location  
11-13 WEST ST, HINDMARSH, SA

drawing title  
THIRD FLOOR CEILING &  
ELECTRICAL PLAN

Not for construction purposes unless stamped FOR CONSTRUCTION  
Verify dimensions and levels on site before setting out. Do not scale.  
Refer to figured dimensions - in mm unless otherwise stated

scales	drawn	checked	signed off	date
1:100	AH	KM	KM	17.05.17

orig. size  
A3 17.002.WD.50.03 D

issue	checked	date	rev.
CONSULTANT ISSUE	KM	27.03.19	D
CONSULTANT ISSUE	KM	20.02.19	C
CONSULTANT ISSUE	KM	04.02.19	B
TENDER ISSUE	KM	04.12.18	A

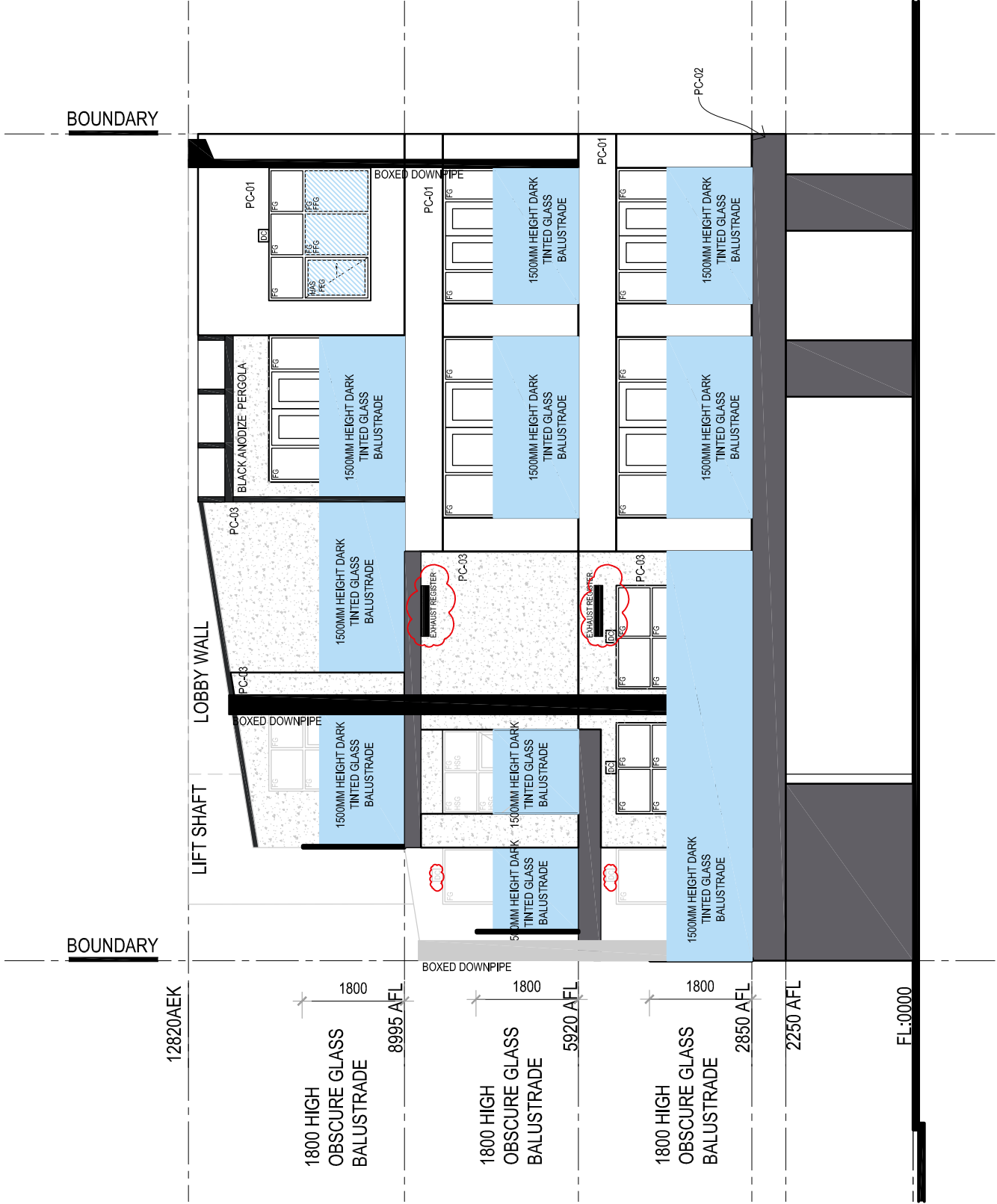




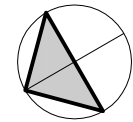








EAST EXTERNAL ELEVATION 1:100 @A3



CONSULTANT ISSUE

KM

11.06.19

F

CONSULTANT ISSUE

KM

09.04.19

E

TENDER ISSUE

KM

04.04.19

D

TENDER ISSUE

KM

22.02.19

C

CONSULTANT ISSUE

KM

18.02.19

B

TENDER ISSUE

KM

04.12.18

A

checked

date

rev.

LEVEL 1/124 FRANKLIN STREET  
ADELAIDE SA 5000  
TEL 08 8410 6555  
FAX 08 8410 6777  
ma@milnearchitects.com.au  
ABN 35 099 574 128

MILNEARCHITECTS

client

CAVATON MC PROJECTS

project

NEW APARTMENTS

site location

11-13 WEST ST, HINDMARSH, SA

drawing title

EXTERNAL ELEVATION

Not for construction purposes unless stamped FOR CONSTRUCTION  
Verify dimensions and levels on site before setting out. Do not scale.  
Refer to figured dimensions - in mm unless otherwise stated

scales

drawn

checked

signed off

date

1:100

AH

KM

KM

17.05.17

orig. size

drawing no.

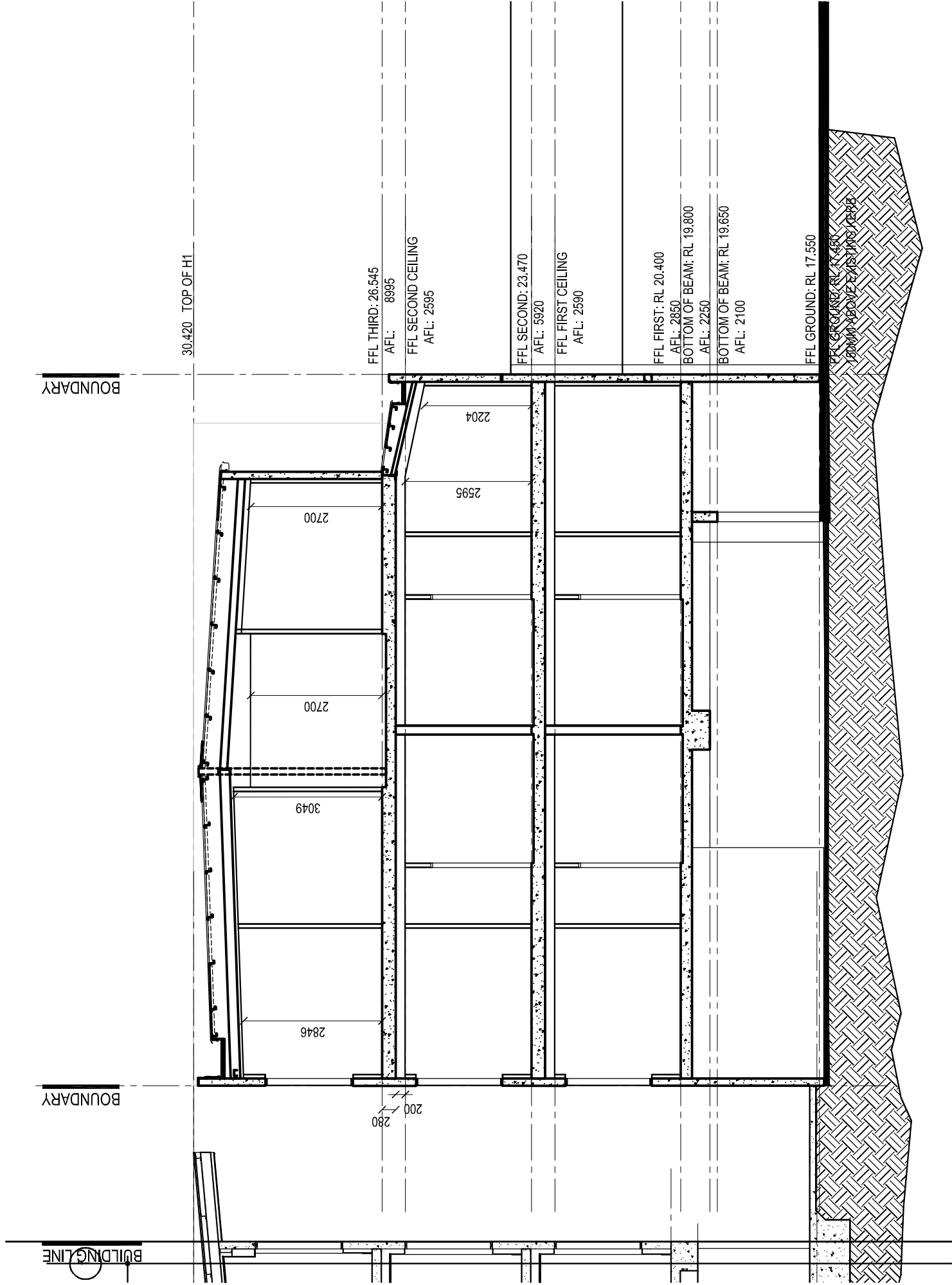
revision

A3

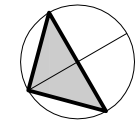
17.002.WD.70.03

F






SECTION A-A 1:100 @ A3



issue		checked	date	rev.
CONSULTANT ISSUE		KM	04.04.18	D
TENDER ISSUE		KM	04.04.18	C
TENDER ISSUE		KM	19.12.18	B
TENDER ISSUE		KM	04.12.18	A



**MILNEARCHITECTS**  
LEVEL 1/124 FRANKLIN STREET  
ADELAIDE SA 5000  
TEL 08 8410 6555  
FAX 08 8410 6777  
m@milnearchitects.com.au  
ABN 35 099 574 128

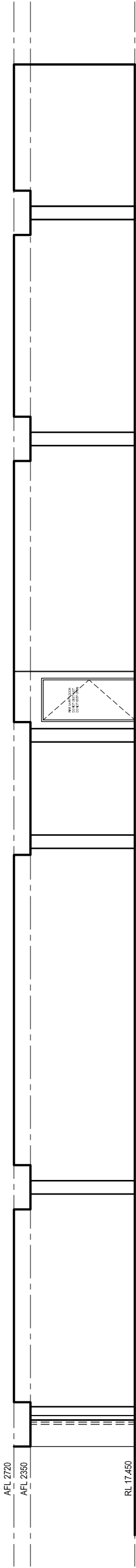
client	CAVATON MC PROJECTS
project	NEW APARTMENTS
site location	11-13 WEST ST, HINDMARSH, SA

drawing title  
**SECTION A-A**

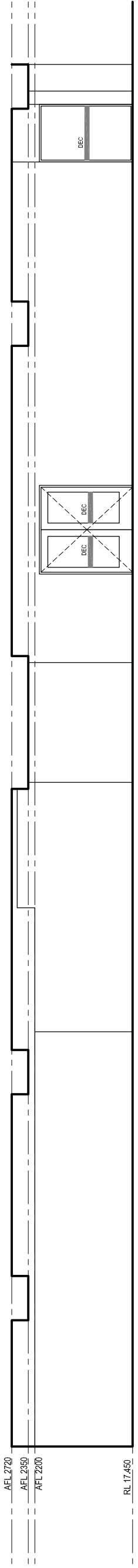
Not for construction purposes unless stamped FOR CONSTRUCTION Verify dimensions and levels on site before setting out. Do not scale. Refer to figured dimensions - in mm unless otherwise stated					
scales	drawn	checked	signed off	date	
1:100	AH	KM	KM	17.05.17	
orig. size	drawing no.		revision		
A3	17.002.WD.80.01		D		



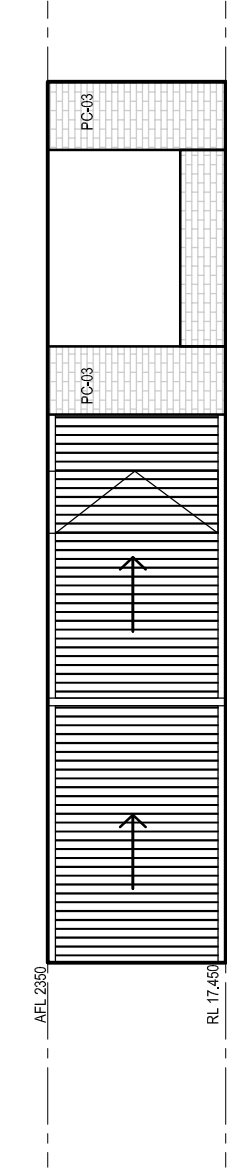




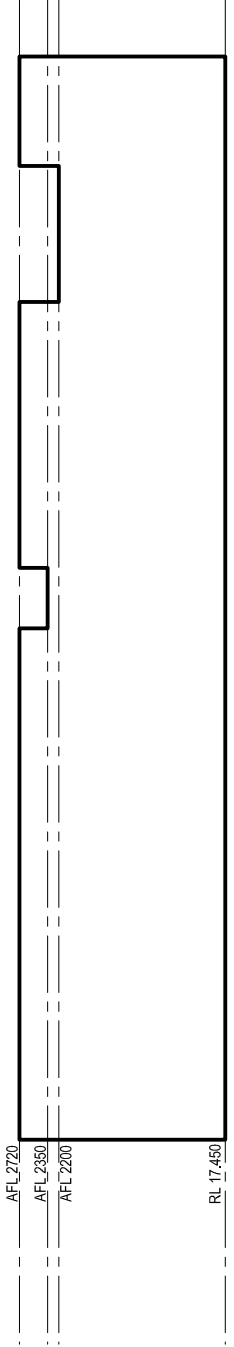
INTERNAL ELEVATION A-1    1 :100 @ A3



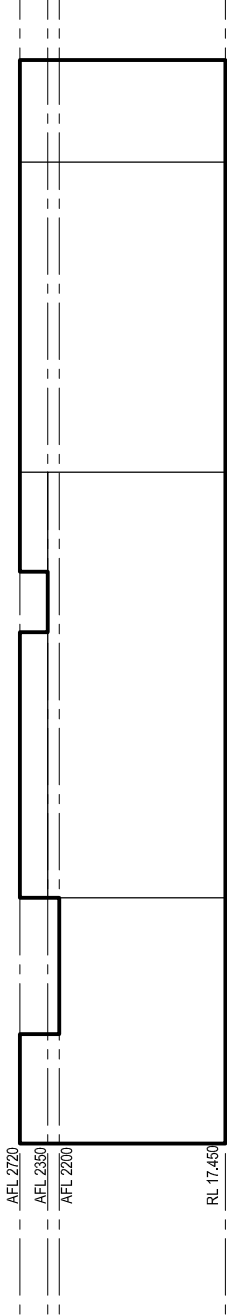
INTERNAL ELEVATION A-2    1 :100 @ A3



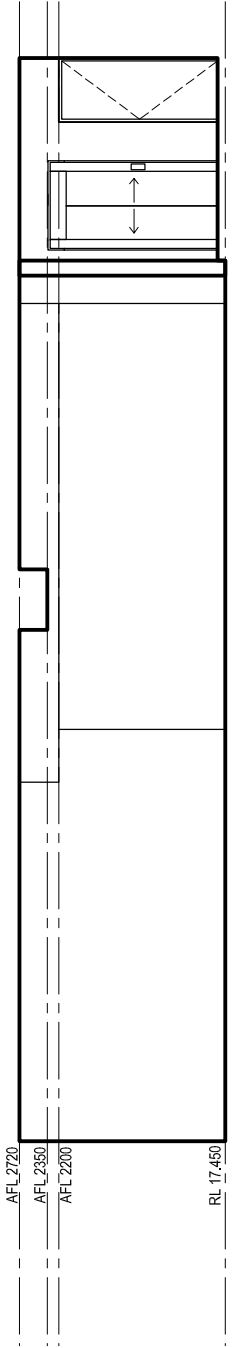
INTERNAL ELEVATION A-3    1 :100 @ A3



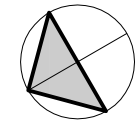
INTERNAL ELEVATION A-5    1 :100 @ A3



INTERNAL ELEVATION A-4    1 :100 @ A3

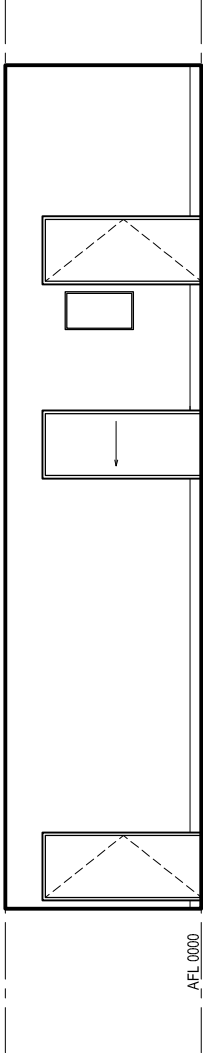


INTERNAL ELEVATION A-6    1 :100 @ A3

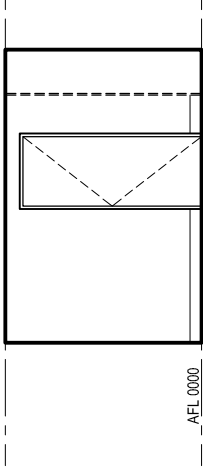


<div><div><div>LEVEL 1/124 FRANKLIN STREET ADELAIDE SA 5000 TEL 08 8410 6555 FAX 08 8410 6777 ma@milnearchitects.com.au ABN 35 099 574 128</div><div>MILNEARCHITECTS</div></div></div>	<div>clientCAVATON MC PROJECTS</div> <div>projectNEW APARTMENTS</div> <div>site location11-13 WEST ST, HINDMARSH, SA</div>	<div>drawing titleINTERNAL ELEVATION</div> <div>1:100AHKM17.05.17</div> <div>orig. sizeA317.002.WD.90.01B</div>
<div><div>Not for construction purposes unless stamped FOR CONSTRUCTION</div><div>Verify dimensions and levels on site before setting out. Do not scale.</div><div>Refer to figured dimensions - in mm unless otherwise stated</div></div>	<div>drawndrawncheckedchecked</div> <div>signed off</div> <div>date</div>	<div>drawing no.</div> <div>revision</div>

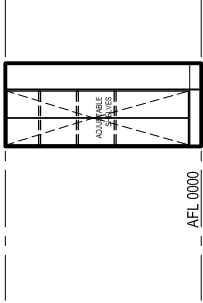





INTERNAL ELEVATION 01    1:100 @ A3



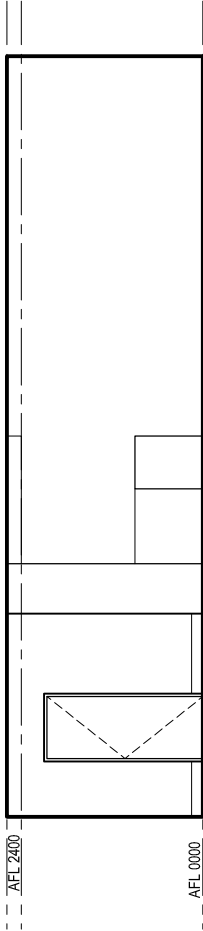
INTERNAL ELEVATION 02    1:100 @ A3



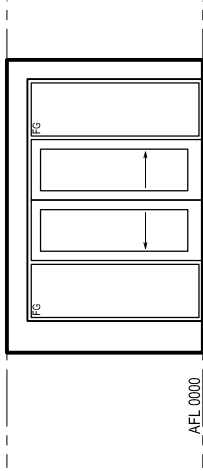
INTERNAL ELEVATION 03    1:100 @ A3



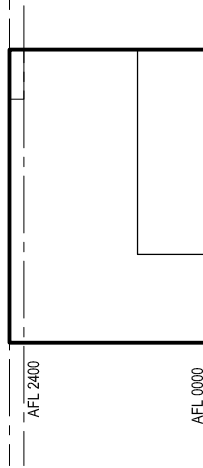
INTERNAL ELEVATION 04    1:100 @ A3



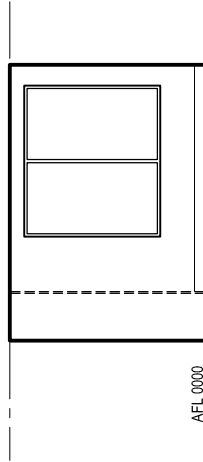
INTERNAL ELEVATION 05    1:100 @ A3




INTERNAL ELEVATION 06    1:100 @ A3



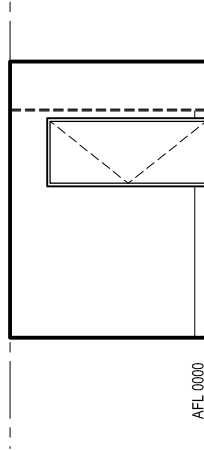
INTERNAL ELEVATION 07    1:100 @ A3



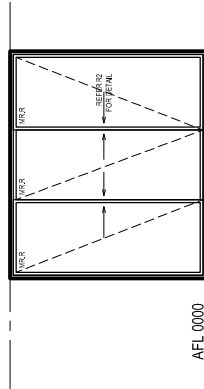
INTERNAL ELEVATION 08    1:100 @ A3



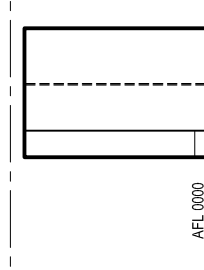
INTERNAL ELEVATION 09    1:100 @ A3



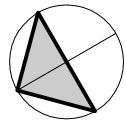
INTERNAL ELEVATION 10    1:100 @ A3



INTERNAL ELEVATION 11    1:100 @ A3



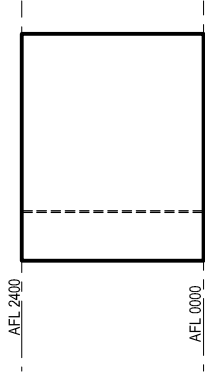
INTERNAL ELEVATION 12    1:100 @ A3




Not for construction purposes unless stamped FOR CONSTRUCTION Verify dimensions and levels on site before setting out. Do not scale. Refer to figured dimensions - in mm unless otherwise stated		drawing title	
scales		INTERNAL ELEVATION	
1:100	drawn	drawn	checked
AH	KM	KM	KM
17.05.17	date	17.05.17	date
A3	orig. size	17.002.WD.90.04	revision
client		client	
CAVATON MC PROJECTS		CAVATON MC PROJECTS	
project		project	
NEW APARTMENTS		NEW APARTMENTS	
site location		site location	
11-13 WEST ST, HINDMARSH, SA		11-13 WEST ST, HINDMARSH, SA	

LEVEL 1/124 FRANKLIN STREET ADELAIDE SA 5000 TEL 08 8410 6555 FAX 08 8410 6777 ma@milnearchitects.com.au ABN 35 099 574 128		MILNEARCHITECTS	
TENDER ISSUE		TENDER ISSUE	
KM	04.12.18	A	A
checked	date	rev.	rev.

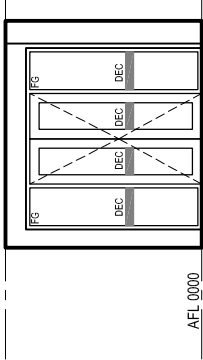





INTERNAL ELEVATION 13     1 :100 @ A3



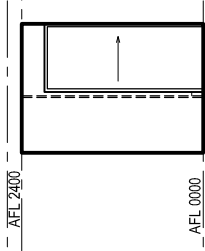
INTERNAL ELEVATION 16     1 :100 @ A3



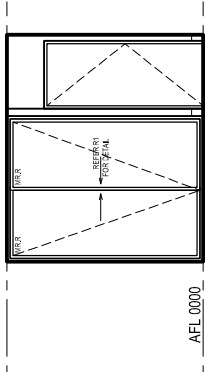
INTERNAL ELEVATION 19     1 :100 @ A3



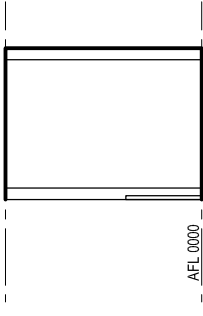
INTERNAL ELEVATION 22     1 :100 @ A3




INTERNAL ELEVATION 14     1 :100 @ A3



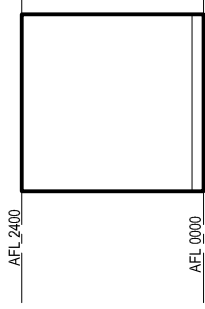
INTERNAL ELEVATION 17     1 :100 @ A3



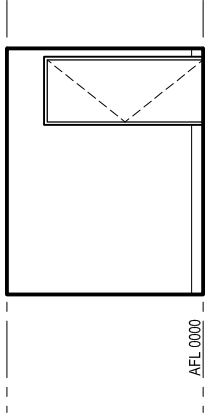
INTERNAL ELEVATION 20     1 :100 @ A3



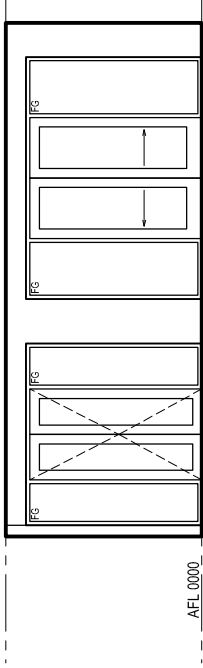
INTERNAL ELEVATION 23     1 :100 @ A3




INTERNAL ELEVATION 15     1 :100 @ A3



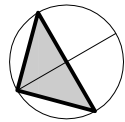
INTERNAL ELEVATION 18     1 :100 @ A3



INTERNAL ELEVATION 21     1 :100 @ A3



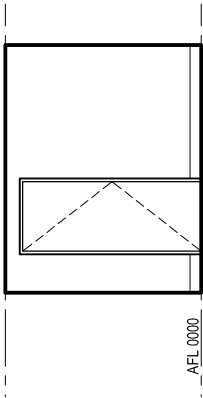
INTERNAL ELEVATION 24     1 :100 @ A3




<div><div></div><div>LEVEL 1/124 FRANKLIN STREET ADELAIDE SA 5000 TEL 08 8410 6555 FAX 08 8410 6777 ma@milnearchitects.com.au ABN 35 099 574 128</div></div>		client CAVATON MC PROJECTS	drawing title INTERNAL ELEVATION		Not for construction purposes unless stamped FOR CONSTRUCTION Verify dimensions and levels on site before setting out. Do not scale. Refer to figured dimensions - in mm unless otherwise stated			
project NEW APARTMENTS		project NEW APARTMENTS		drawn    checked    signed off		drawn	checked	signed off
site location 11-13 WEST ST, HINDMARSH, SA		drawing no. 17.002.WD.90.05		date 17.05.17		1:100	AH	KM
						orig. size	revision	
						A3	A	



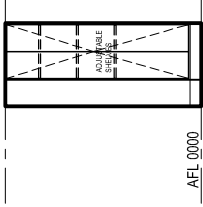




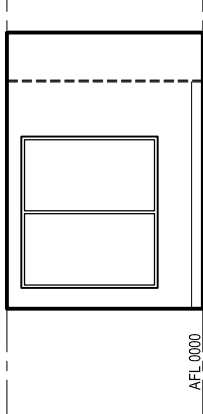
INTERNAL ELEVATION 49    1 :100 @ A3



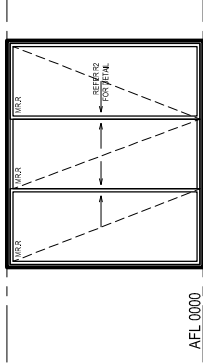
INTERNAL ELEVATION 50    1 :100 @ A3



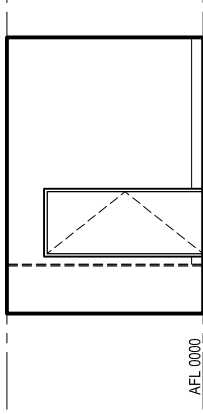
INTERNAL ELEVATION 51    1 :100 @ A3




INTERNAL ELEVATION 52    1 :100 @ A3



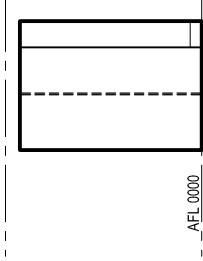
INTERNAL ELEVATION 53    1 :100 @ A3



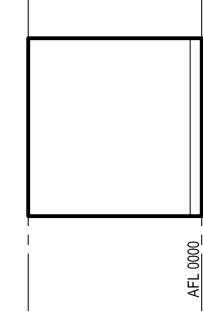
INTERNAL ELEVATION 54    1 :100 @ A3



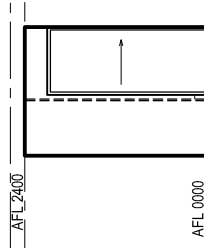
INTERNAL ELEVATION 55    1 :100 @ A3



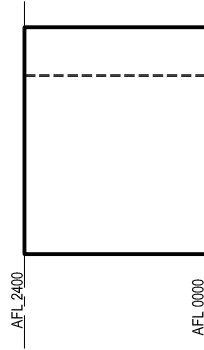
INTERNAL ELEVATION 56    1 :100 @ A3




INTERNAL ELEVATION 57    1 :100 @ A3



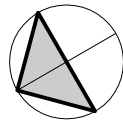
INTERNAL ELEVATION 58    1 :100 @ A3



INTERNAL ELEVATION 59    1 :100 @ A3



INTERNAL ELEVATION 60    1 :100 @ A3

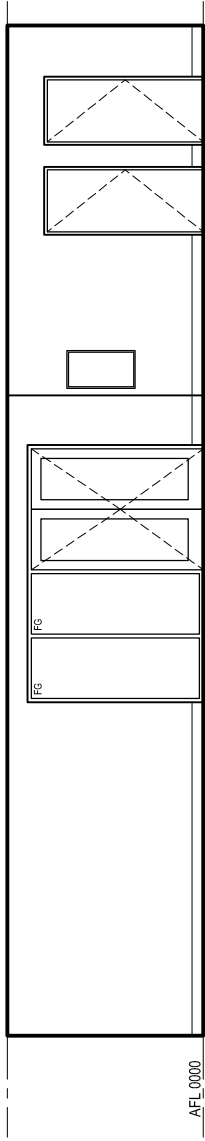
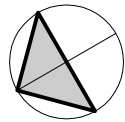


		drawing title		drawing no.		revision	
		INTERNAL ELEVATION		A3		17.002.WD.90.08	
		client		drawing no.		revision	
		CAVATON MC PROJECTS		A3		17.002.WD.90.08	
		project		drawing no.		revision	
		NEW APARTMENTS		A3		17.002.WD.90.08	
		site location		drawing no.		revision	
		11-13 WEST ST, HINDMARSH, SA		A3		17.002.WD.90.08	
		LEVEL 1/124 FRANKLIN STREET ADELAIDE SA 5000 TEL 08 8410 6555 FAX 08 8410 6777 ma@milnearchitects.com.au ABN 35 099 574 128		drawing no.		revision	
		MILNEARCHITECTS		A3		17.002.WD.90.08	
		client		drawing no.		revision	
		CAVATON MC PROJECTS		A3		17.002.WD.90.08	
		project		drawing no.		revision	
		NEW APARTMENTS		A3		17.002.WD.90.08	
		site location		drawing no.		revision	
		11-13 WEST ST, HINDMARSH, SA		A3		17.002.WD.90.08	

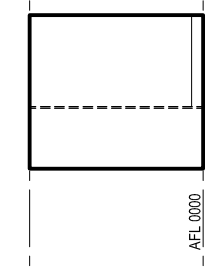
		drawing title		drawing no.		revision	
		INTERNAL ELEVATION		A3		17.002.WD.90.08	
		client		drawing no.		revision	
		CAVATON MC PROJECTS		A3		17.002.WD.90.08	
		project		drawing no.		revision	
		NEW APARTMENTS		A3		17.002.WD.90.08	
		site location		drawing no.		revision	
		11-13 WEST ST, HINDMARSH, SA		A3		17.002.WD.90.08	
		LEVEL 1/124 FRANKLIN STREET ADELAIDE SA 5000 TEL 08 8410 6555 FAX 08 8410 6777 ma@milnearchitects.com.au ABN 35 099 574 128		drawing no.		revision	
		MILNEARCHITECTS		A3		17.002.WD.90.08	
		client		drawing no.		revision	
		CAVATON MC PROJECTS		A3		17.002.WD.90.08	
		project		drawing no.		revision	
		NEW APARTMENTS		A3		17.002.WD.90.08	
		site location		drawing no.		revision	
		11-13 WEST ST, HINDMARSH, SA		A3		17.002.WD.90.08	



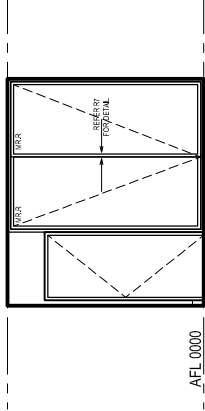





INTERNAL ELEVATION 72 1:100 @A3



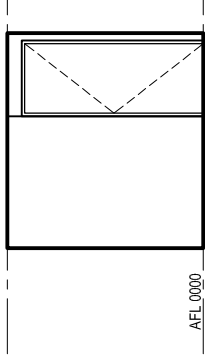
INTERNAL ELEVATION 75 1:100 @A3



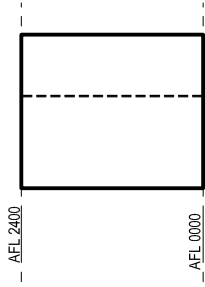
INTERNAL ELEVATION 78 1:100 @A3



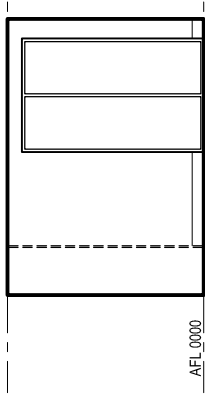
INTERNAL ELEVATION 81  
1:100 @A3



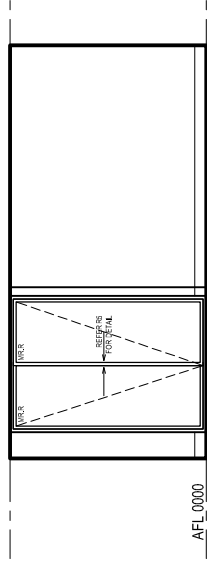
# INTERNAL ELEVATION 73 1:100 @A3



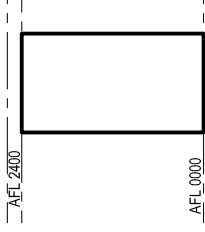
INTERNAL ELEVATION 76 1:100 @A3



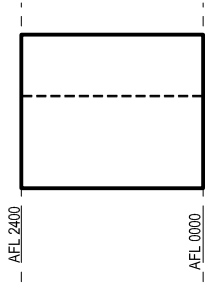
INTERNAL ELEVATION 79




INTERNAL ELEVATION 82  
1:100 @A3




INTERNAL ELEVATION 74 1:100 @ A3



INTERNAL ELEVATION 77 1:100 @A3



INTERNAL ELEVATION 80

INTERNAL ELEVATION 83  
1:100 @ A3[illegible]

**MILNEARCHITECTS**  
LEVEL 1/124 FRANKLIN STREET  
ADELAIDE SA 5000  
TEL 08 8410 6355  
FAX 08 8410 6777  
ma@milnearchitects.com.au  
ABN 35 099 576 128

client	CAVATON MC PROJECTS
project	NEW APARTMENTS
site location	11-13 WEST ST. HINDMARSH, SA

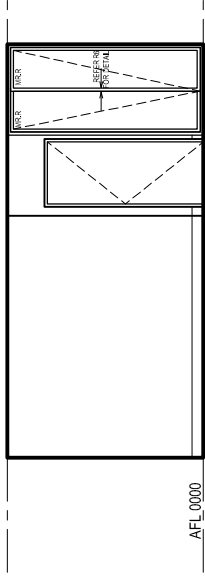
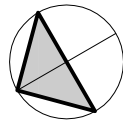
drawing title

INTERNAL ELEVATION

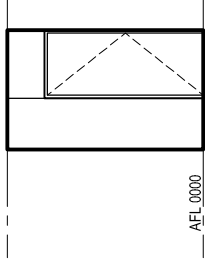
Not for construction purposes unless stamped FOR CONSTRUCTION  
Verify dimensions and levels on site before setting out. Do not scale.  
Refer to faired dimensions - in mm unless otherwise stated

orig. size	scales	drawn	checked	signed off	date
1:100	AH	KM	KM		17.05.17

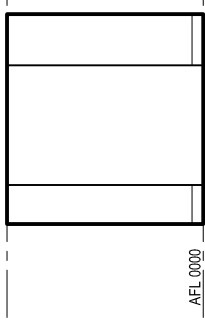
A3 17.002.WD.90.10 A



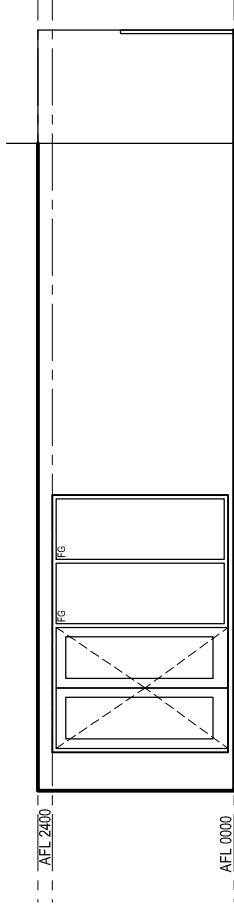
INTERNAL ELEVATION 84 1:100 @ A3




INTERNAL ELEVATION 85  
1:100 @A3




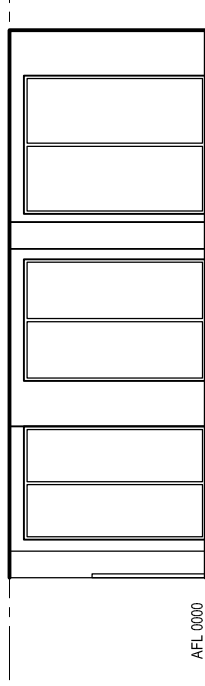
INTERNAL ELEVATION 86 1:100 @A3



INTERNAL ELEVATION 87  
1:100 @ A3



INTERNAL ELEVATION 88 1:100 @ A3

INTERNAL ELEVATION 89  
1:100 @ A3INTERNAL ELEVATION 90  
1:100 @ A3

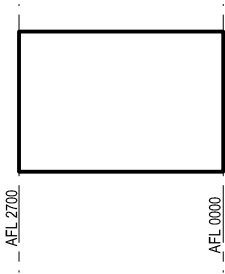
TENDER ISSUE	KM	checked date	rev.

**MILNEARCHITECTS**  
LEVEL 1/124 FRANKLIN STREET  
ADELAIDE SA 5000  
TEL 08 8410 6355  
FAX 08 8410 6777  
ma@milnearchitects.com.au  
ABN 35 099 576 128


client	CAVATON MC PROJECTS
project	NEW APARTMENTS
site location	11-13 WEST ST, HINDMARSH, SA

Not for construction purposes unless stamped FOR CONSTRUCTION				
Verify dimensions and levels on site before setting out. Do not scale.				
Refer to figured dimensions - in mm unless otherwise stated				
scales	drawn	checked	signed off	date
1:100	AH	KM	KM	17.05.17
orig. size	drawing no.			revision
A3	17.002.WD.90.11			A


**Not for construction purposes unless stamped FOR CONSTRUCTION**




INTERNAL ELEVATION 91    1 :100 @A3



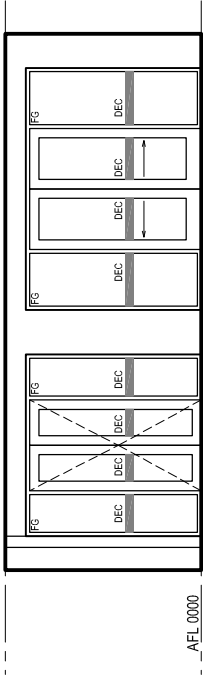
INTERNAL ELEVATION 94    1 :100 @A3



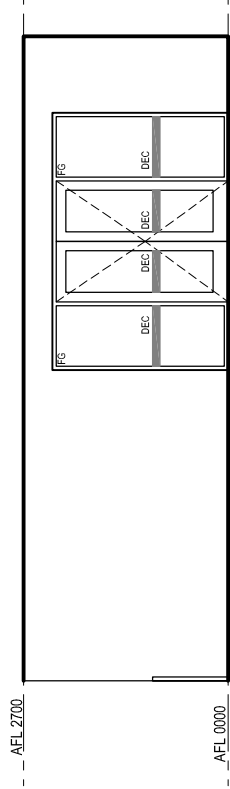
INTERNAL ELEVATION 97    1 :100 @A3



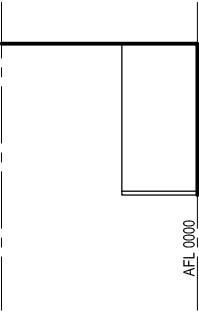
INTERNAL ELEVATION 100    1 :100 @A3




INTERNAL ELEVATION 92    1 :100 @A3



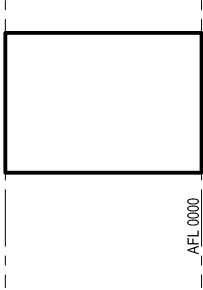
INTERNAL ELEVATION 95    1 :100 @A3



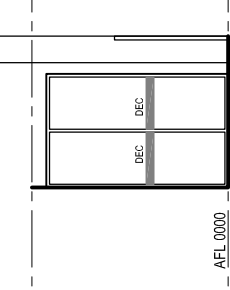
INTERNAL ELEVATION 98    1 :100 @A3



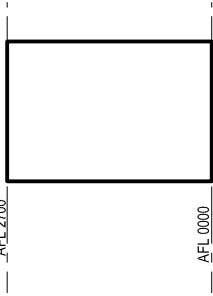
INTERNAL ELEVATION 101    1 :100 @A3



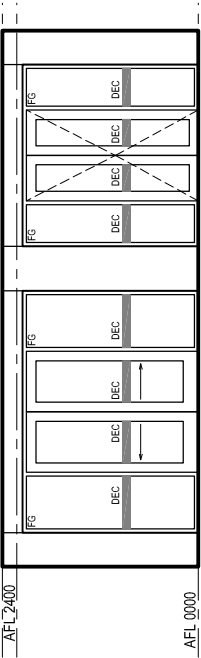
INTERNAL ELEVATION 93    1 :100 @A3



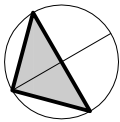
INTERNAL ELEVATION 96    1 :100 @A3



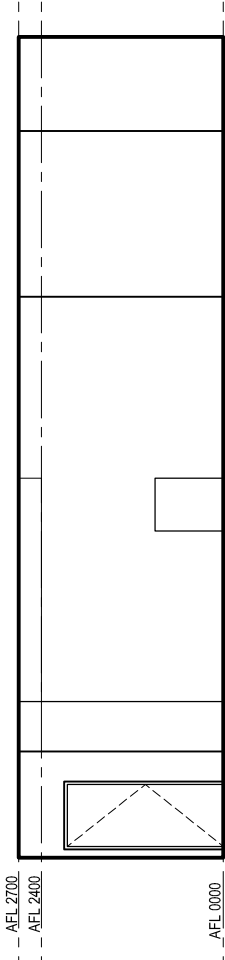
INTERNAL ELEVATION 99    1 :100 @A3



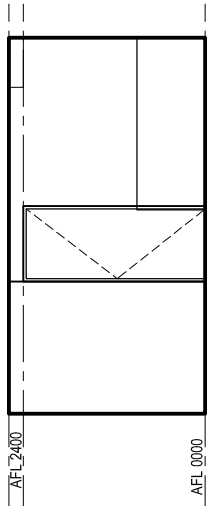
INTERNAL ELEVATION 102    1 :100 @A3



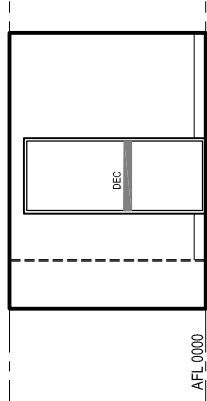




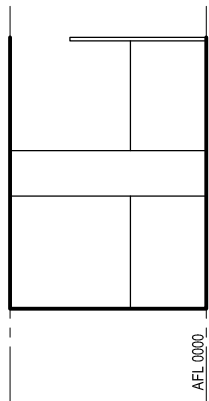
INTERNAL ELEVATION 103    1:100 @ A3



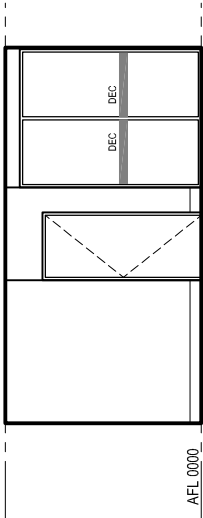
INTERNAL ELEVATION 106    1:100 @ A3




INTERNAL ELEVATION 109    1:100 @ A3



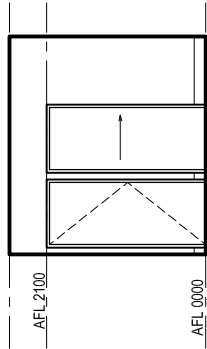
INTERNAL ELEVATION 112    1:100 @ A3




INTERNAL ELEVATION 104    1:100 @ A3



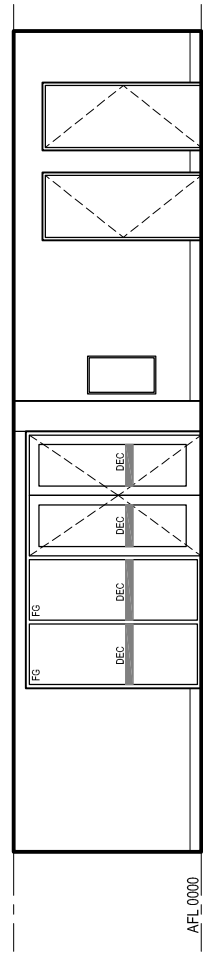
INTERNAL ELEVATION 107    1:100 @ A3



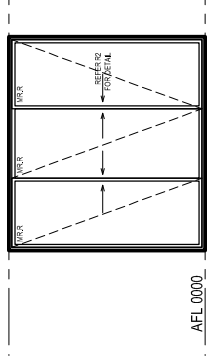
INTERNAL ELEVATION 110    1:100 @ A3



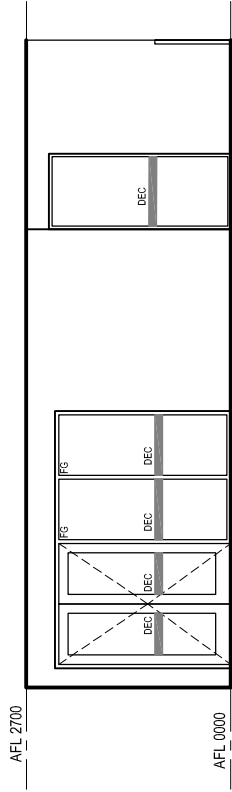
INTERNAL ELEVATION 113    1:100 @ A3



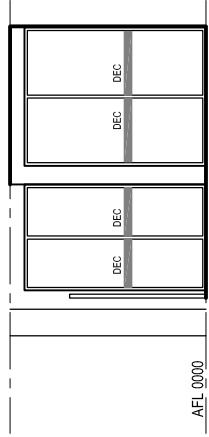
INTERNAL ELEVATION 105    1:100 @ A3



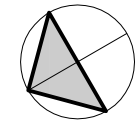
INTERNAL ELEVATION 108    1:100 @ A3


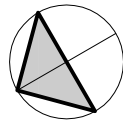


INTERNAL ELEVATION 111    1:100 @ A3




INTERNAL ELEVATION 114    1:100 @ A3

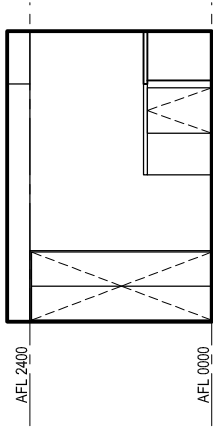




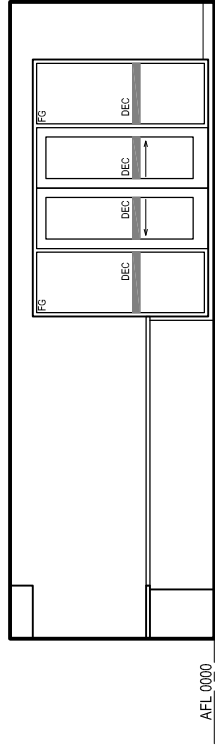
INTERNAL ELEVATION 115 1:100 @ A3



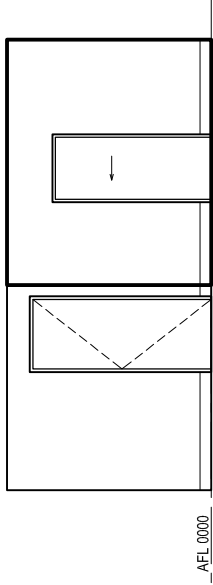
INTERNAL ELEVATION 117 1:100 @A3



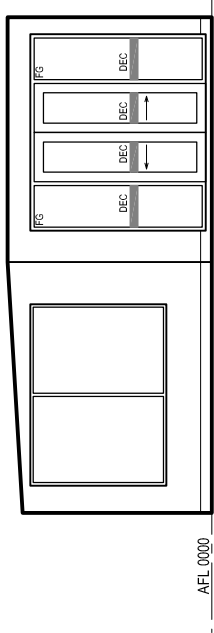
INTERNAL ELEVATION 120 1:100 @A3



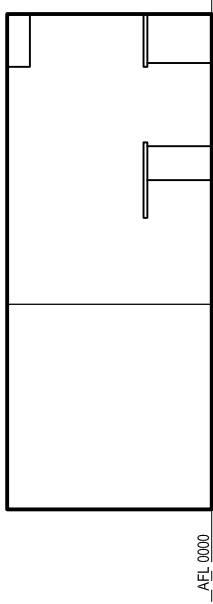
INTERNAL ELEVATION 123 1:100 @ A3



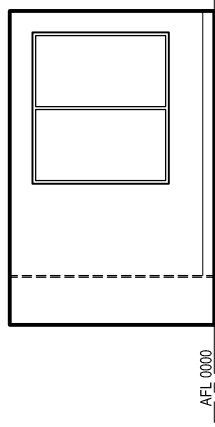
INTERNAL ELEVATION 116 1:100 @A3



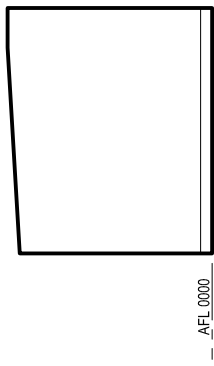
INTERNAL ELEVATION 118 1:100 @A3



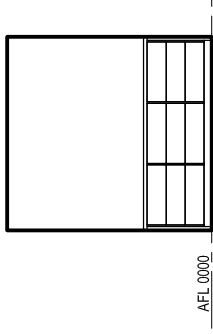
INTERNAL ELEVATION 121 1:100 @A3




INTERNAL ELEVATION 124 1:100 @ A3



INTERNAL ELEVATION 119 1:100 @ A3



INTERNAL ELEVATION 122 1:100 @ A3



INTERNAL ELEVATION 125 1:100 @A3

**MILNEARCHITECTS**

LEVEL 1/124 FRANKLIN STREET  
ADELAIDE SA 5000  
TEL 08 8410 6555  
FAX 08 8410 6777  
mailto:info@milnearchitects.com.au

ABN 35 099 576 128

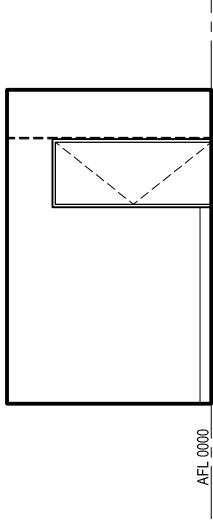
client	CAVATON MC PROJECTS
project	NEW APARTMENTS
site location	11-13 WEST ST, HINDMARSH, SA

drawing title

---


INTERNAL ELEVATION

Not for construction purposes unless stamped FOR CONSTRUCTION				
Verify dimensions and levels on site before setting out. Do not scale.				
Refer to figured dimensions - in mm unless otherwise stated				
scales	drawn	checked	signed off	date
1:100	AH	KM	KM	17.05.17
orig. size	drawing no.		revision	
A3	17.002.WD.90.14		A	



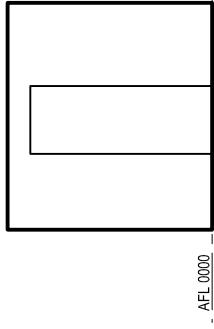
AFL 0000

INTERNAL ELEVATION 126 1:100 @A3



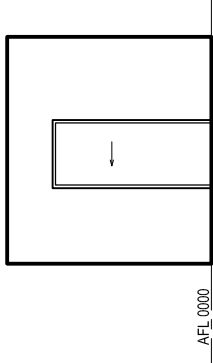
AFL 0000

INTERNAL ELEVATION 127 1:100 @ A3



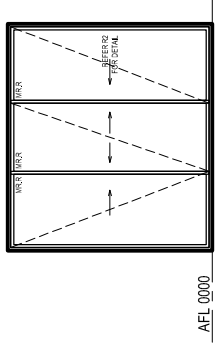
AFL 0000

INTERNAL ELEVATION 129 1:100 @A3



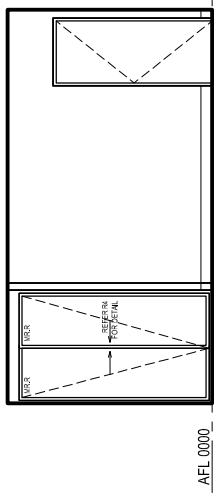
AFL 0000

INTERNAL ELEVATION 132 1:100 @A3




AFL 0000

INTERNAL ELEVATION 135 1:100 @ A3



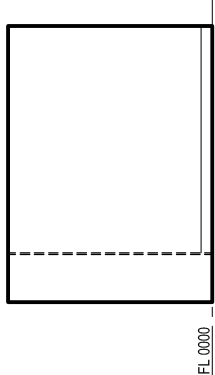
AFL 0000

INTERNAL ELEVATION 130 1:100 @ A3



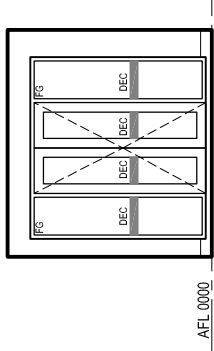
AFL 0000

INTERNAL ELEVATION 133 1:100 @A3



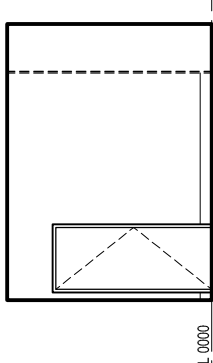
AFL 0000

INTERNAL ELEVATION 136 1:100 @ A3



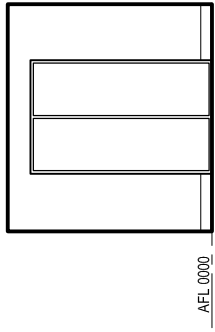
AFL 0000

INTERNAL ELEVATION 131 1:100 @A3



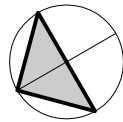
AFL 0000

INTERNAL ELEVATION 134 1:100 @ A3



AFL 0000

## INTERNAL ELEVATION 137 1:100 @A3

[illegible]

**MILNEARCHITECTS**

**LEVEL 1/124 FRANKLIN STREET  
ADELAIDE SA 5000**  
TEL 08 8410 6555  
FAX 08 8410 6777  
mailto:ma@milnearchitects.com.au

AGN 35 099 576 128

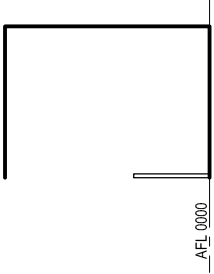
client	CAVATON MC PROJECTS
project	NEW APARTMENTS
site location	11-13 WEST ST, HINDMARSH, SA

drawing title

**INTERNAL ELEVATION**

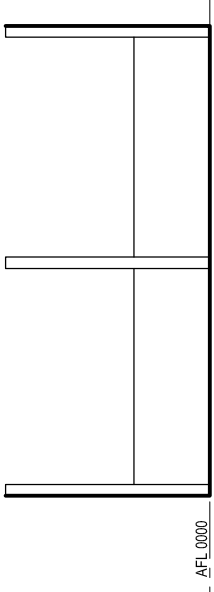
Not for construction purposes unless stamped FOR CONSTRUCTION  
Verify dimensions and levels on site before setting out. Do not scale.  
Refer to figured dimensions - in mm unless otherwise stated

scales	drawn	checked	signed off	date
1:100	AH	KM	KM	17.05.17
orig. size	drawing no.	revision		
A3	17.002.WD.90.15	A		




INTERNAL ELEVATION 138 1:100 @A3

1:100 @ A3



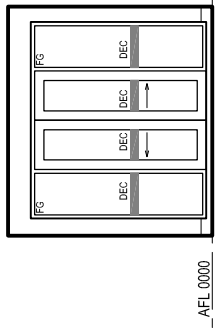
## INTERNAL ELEVATION 141

1:100 @ A3



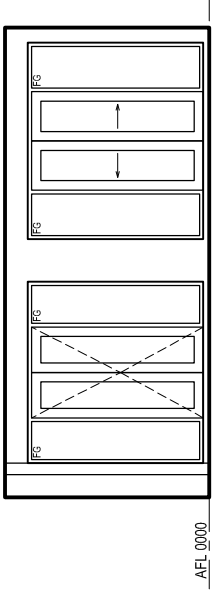
INTERNAL ELEVATION 144 1:100 @A3

1:100 @ A3



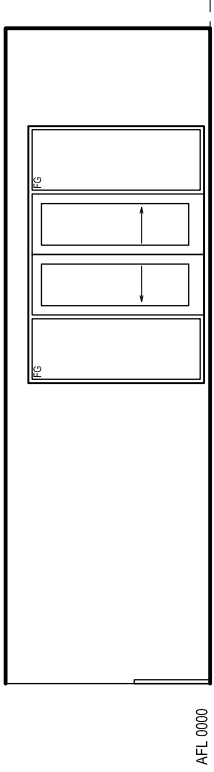
## INTERNAL ELEVATION 147 1:100 @ A3

1:100 @ A3



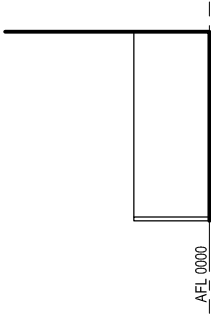
INTERNAL ELEVATION 139 1:100 @ A3

1:100 @ A3



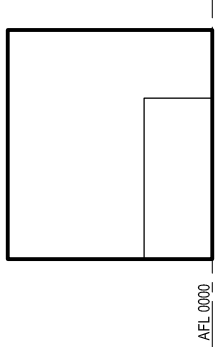
## INTERNAL ELEVATION 142

1:100 @ A3




## INTERNAL ELEVATION 145

1:100 @ A3



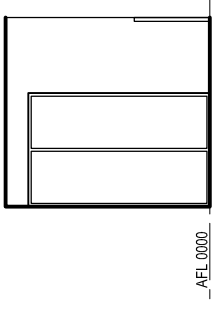
## INTERNAL ELEVATION 148

1:100 @ A3



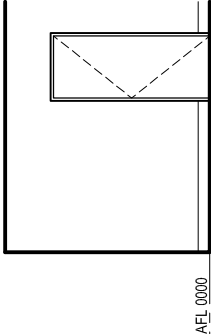
INTERNAL ELEVATION 140 1:100 @ A3

1:100 @ A3



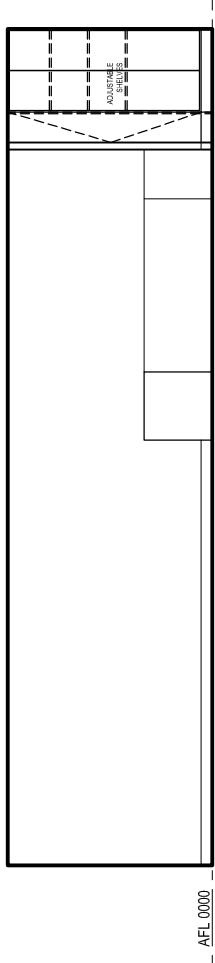
# INTERNAL ELEVATION 143

1:100 @ A3



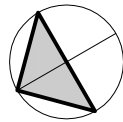
INTERNAL ELEVATION 146 1:100 @ A3

1:100 @ A3



INTERNAL ELEVATION 149 1:100 @A3

1:100 @ A3



TENDER/ISSUE	KM	04.12.18	A
issue	checked	date	rev.

**MILNEARCHITECTS**

**LEVEL 1/124 FRANKLIN STREET  
ADELAIDE SA 5000**  
TEL 08 8410 6355  
FAX 08 8410 6777  
mat@milnearchitects.com.au

ABN 35 099 576 128

client **CAVATON MC PROJECTS**  
project **NEW APARTMENTS**  
site location **11-13 WEST ST, HINDMARSH, SA**

drawing title

# INTERNAL ELEVATION

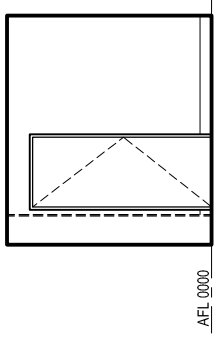
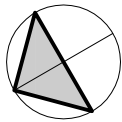
Not for construction purposes unless stamped FOR CONSTRUCTION  
Verify dimensions and levels on site before setting out. Do not scale.  
Refer to figured dimensions - in mm unless otherwise stated

scales	drawn	checked	signed off	date
1:100	AH	KM	KM	17.05.17

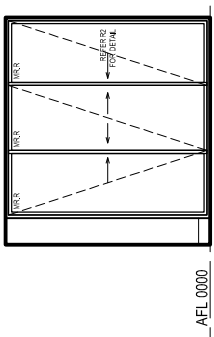
orig. size drawing no. revision

A3	17.002.WD.90.16	A
----	-----------------	---







INTERNAL ELEVATION 150 1:100 @A3



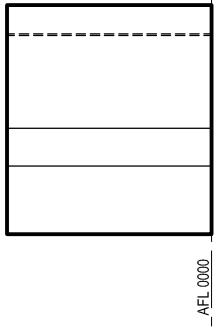
INTERNAL ELEVATION 153 1:100 @ A3



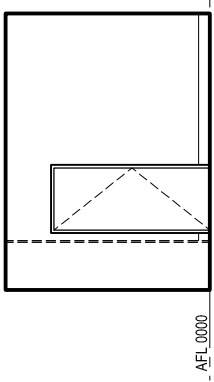
INTERNAL ELEVATION 156 1:100 @ A3




INTERNAL ELEVATION 159 1:100 @A3



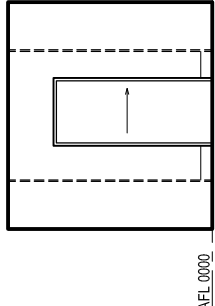
INTERNAL ELEVATION 151 1:100 @ A3



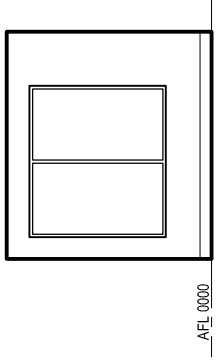
INTERNAL ELEVATION 154  
154  
1:100 @ A3




INTERNAL ELEVATION 157 1:100 @ A3



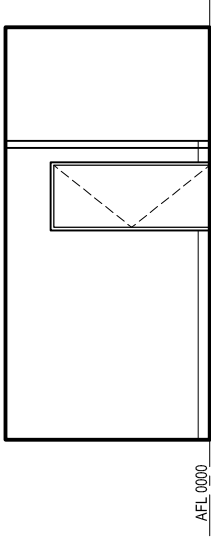
INTERNAL ELEVATION 160 1:100 @ A3




INTERNAL ELEVATION 152 1:100 @A3



INTERNAL ELEVATION 155 1:100 @ A3



INTERNAL ELEVATION 158 1:100 @ A3



INTERNAL ELEVATION 161 1:100 @ A3

TENDER ISSUE	KM	checked date	rev.

**MILNEARCHITECTS**

LEVEL 1/124 FRANKLIN STREET  
ADELAIDE SA 5000  
TEL 08 8410 6555  
FAX 08 8410 6777  
ma@milnearchitects.com.au

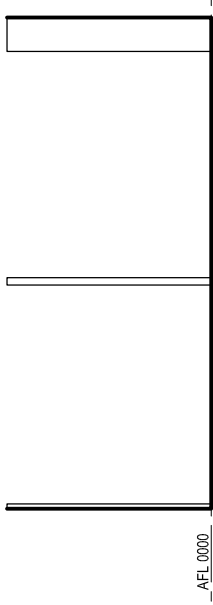
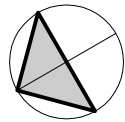
ABN 35 099 576 128

client	CAVATON MC PROJECTS
project	NEW APARTMENTS
site location	11-13 WEST ST, HINDMARSH, SA


Not for construction purposes unless stamped FOR CONSTRUCTION  
Verify dimensions and levels on site before selling out. Do not scale.  
Refer to figured dimensions - in mm unless otherwise stated

scale	drawn	checked	signed off	date	revision
1:100	AH	KM	KM	17.05.17	
A3	17.002	WD.90.17			A

Not for construction purposes unless stamped FOR CONSTRUCTION  
Verify dimensions and levels on site before setting out. Do not scale.



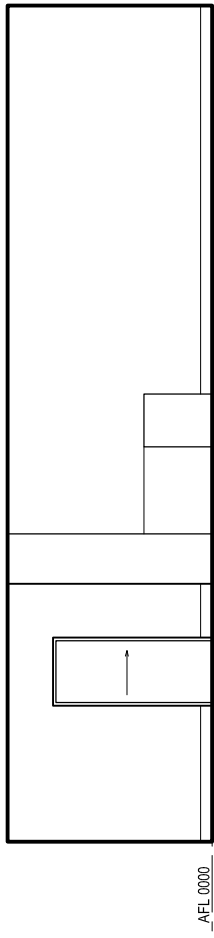
AFL 0000




AFL 0000

INTERNAL ELEVATION 162<sup>162</sup> 1:100 @ A3

1:100 @ A3



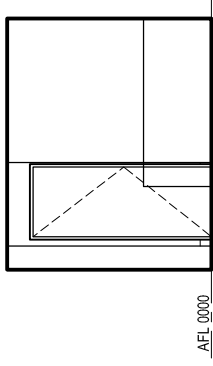
AFL 0000




AFL 0000

INTERNAL ELEVATION 165 1:100 @ A3

1:100 @ A3




AFL 0000



AFL 0000

## INTERNAL ELEVATION 168 1:100 @ A3

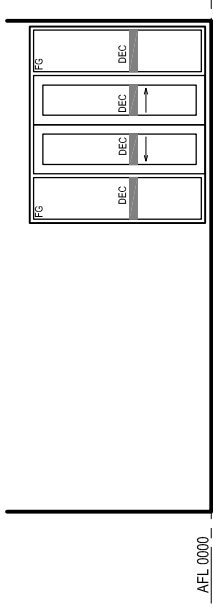
1:100 @ A3



AFL 0000

INTERNAL ELEVATION 171  
1:100 @ A3

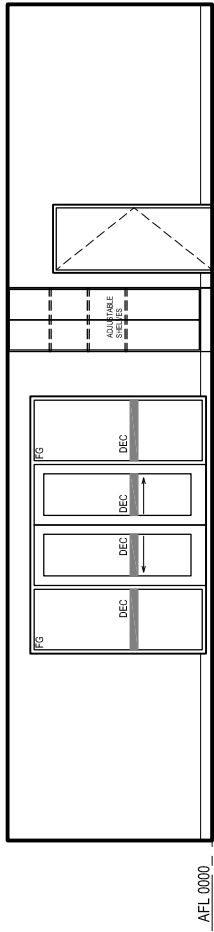
1:100 @ A3



AFL 0000

## INTERNAL ELEVATION 164 1:100 @ A3

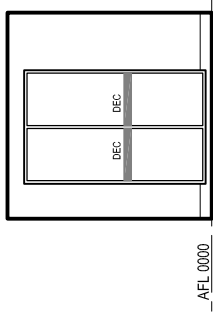
1:100 @ A3



AFL 0000

INTERNAL ELEVATION 167 1:100 @ A3

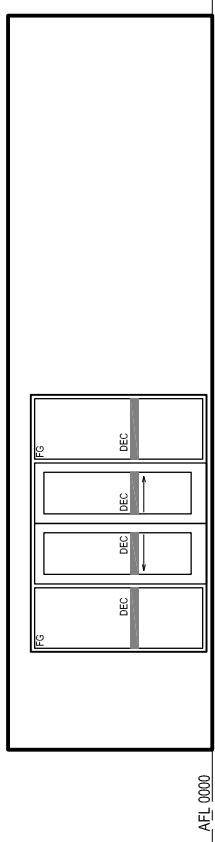
1:100 @ A3



AFL 0000

## INTERNAL ELEVATION 170 1:100 @A3


1:100 @ A3



AFL 0000

# INTERNAL ELEVATION 173

1:100 @ A3

[illegible]

**MILNEARCHITECTS**

LEVEL 1/724 FRANKLIN STREET  
ADELAIDE SA 5000  
TEL 08 8410 6555  
FAX 08 8410 6777  
mailto:info@milnearchitects.com.au

ABN 35 099 576 128

client  
CAVATON INC PROJECTS

---

project  
NEW APARTMENTS

---

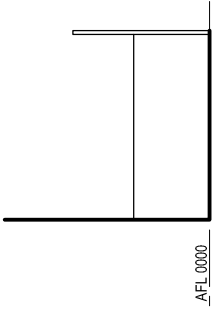
site location  
11-13 WEST ST, HINDMARSH, SA

drawing title

INTERNAL ELEVATION


Not for construction purposes unless stamped FOR CONSTRUCTION  
Verify dimensions and levels on site before setting out. Do not scale.  
Refer to figured dimensions - in mm unless otherwise stated

only	size	drawing no.	drawn	checked	signed off	date	revision
A3	17.002.WD.90.18		AH	KM	KM	17.05.17	A



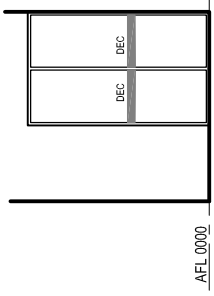
## INTERNAL ELEVATION 174 1:100 @A3

1:100 @ A3



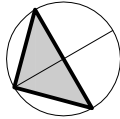
INTERNAL ELEVATION 175 1:100 @A3

1:100 @ A3



INTERNAL ELEVATION 176 1:100 @A3

1:100 @ A3



**MILNEARCHITECTS**

LEVEL 1/124 FRANKLIN STREET  
ADELAIDE SA 5000  
TEL 08 8410 6353  
FAX 08 8410 6777  
mat@milnearchitects.com.au

ABN 35 099 576 128

client

CAVATON INC PROJECTS

project

NEW APARTMENTS

site location

11-13 WEST ST, HINDMARSH, SA

drawing title

---

INTERNAL ELEVATION

Not for construction purposes unless stamped FOR CONSTRUCTION  
Verify dimensions and levels on site before setting out. Do not scale.  
Refer to figured dimensions in mm unless otherwise stated

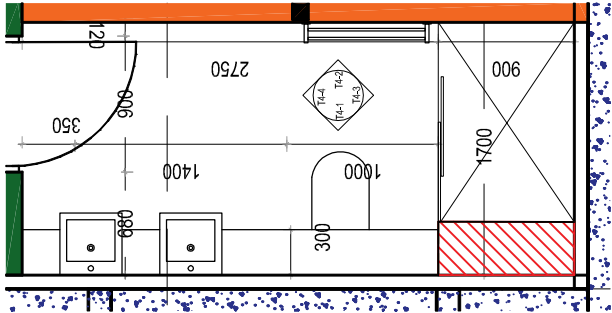
only	size	drawing no.	drawn	checked	signed off	date	revision
A3	17.002	WD.90.19	AH	KM	KM	17.05.17	A



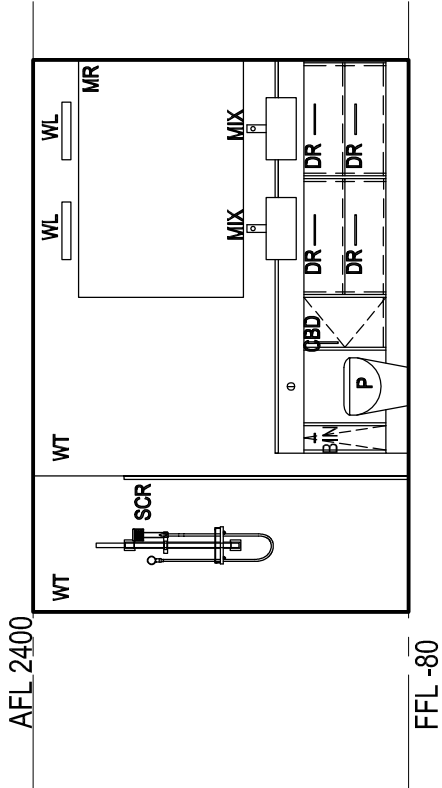




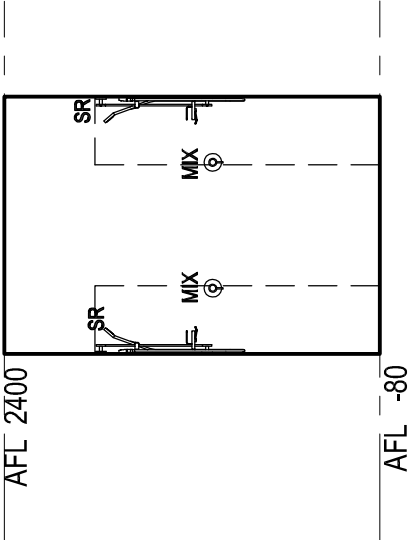




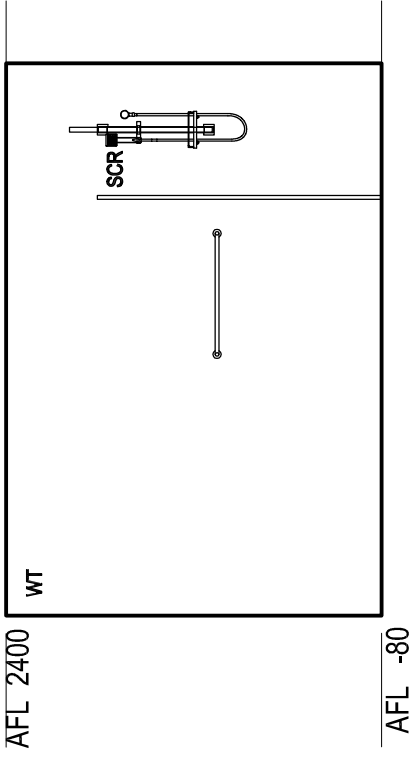
WET AREA DETAIL PLAN T4    1:50 @ A3



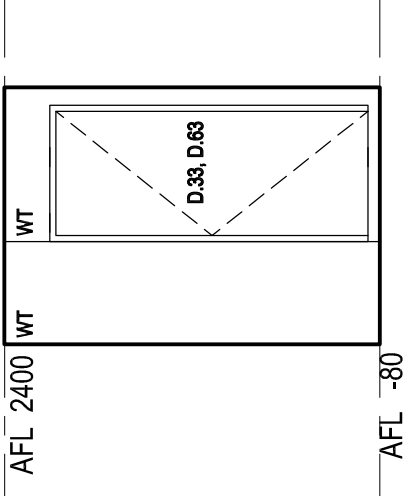
WET AREA DETAIL ELEVATION T4-1    1:50 @ A3



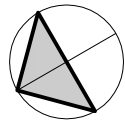
WET AREA DETAIL ELEVATION T4-3    1:50 @ A3



WET AREA DETAIL ELEVATION T4-2    1:50 @ A3



WET AREA DETAIL ELEVATION T4-4    1:50 @ A3



LEVEL 1/124 FRANKLIN STREET  
ADELAIDE SA 5000  
TEL 08 8410 6555  
FAX 08 8410 6777  
ma@milnearchitects.com.au

M

MILNEARCHITECTS

client

CAVATON MC PROJECTS

project

NEW APARTMENTS

site location

11-13 WEST ST, HINDMARSH, SA

drawing title

WET AREA DETAIL T4

Not for construction purposes unless stamped FOR CONSTRUCTION  
Verify dimensions and levels on site before setting out. Do not scale.  
Refer to figured dimensions - in mm unless otherwise stated

scales

1:100

AH

KM

KM

drawn

checked

signed off

date

17.05.17

orig. size

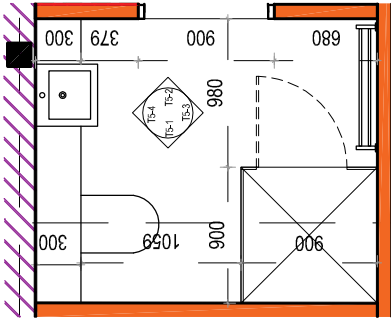
A3

drawing no.

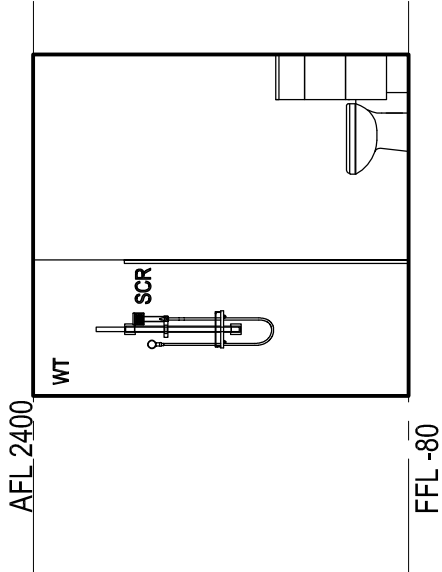
17.002.WD.100.04

revision

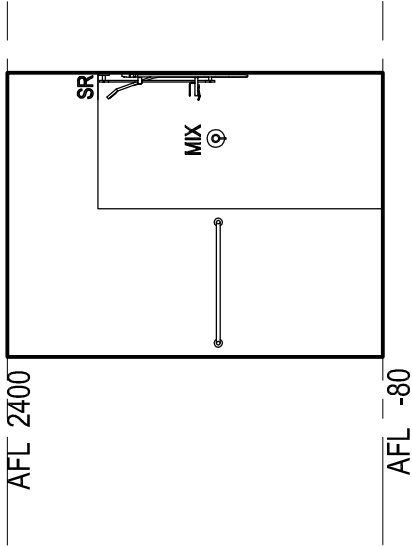
D



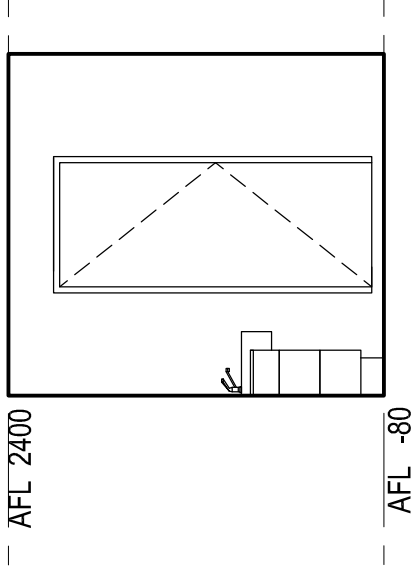
WET AREA DETAIL PLAN T5 1:50 @ A3



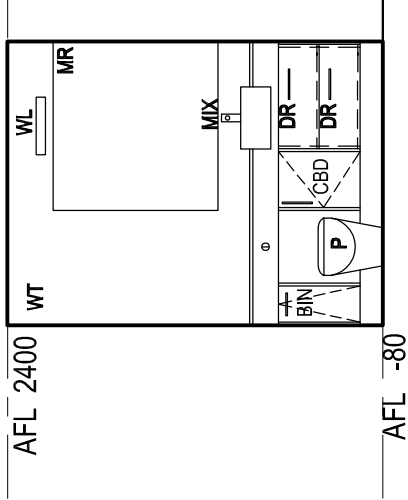
WET AREA DETAIL ELEVATION T5-1 1:50 @ A3



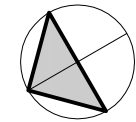
WET AREA DETAIL ELEVATION T5-3 1:50 @ A3




WET AREA DETAIL ELEVATION T5-2 1:50 @ A3



WET AREA DETAIL ELEVATION T5-4 1:50 @ A3

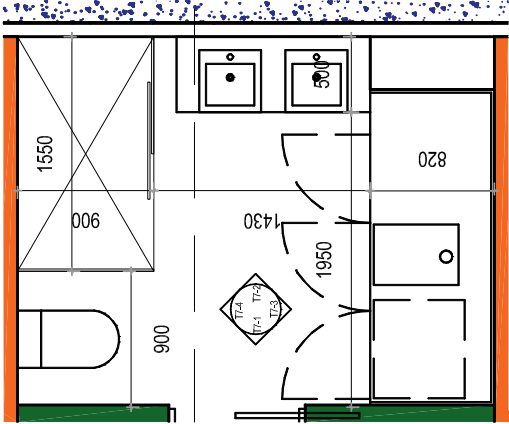


client		CAVATON MC PROJECTS		drawing title	
project		NEW APARTMENTS		WET AREA DETAIL T5	
site location		11-13 WEST ST, HINDMARSH, SA			
drawing no.		A3		17.002.WD.100.05	
revision		D			

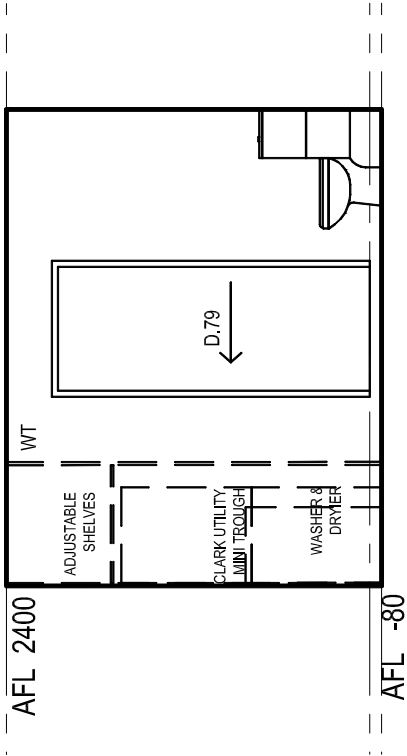
LEVEL 1/124 FRANKLIN STREET ADELAIDE SA 5000 TEL 08 8410 6555 FAX 08 8410 6777 m@milnearchitects.com.au ABN 35 099 574 128		 <b>MILNEARCHITECTS</b>	
TENDER ISSUE	KM	04.04.19	D
CONSULTANT ISSUE	KM	18.02.19	C
CLIENT ISSUE	KM	15.12.18	B
TENDER ISSUE	KM	04.12.18	A
issue	checked	date	rev

Not for construction purposes unless stamped FOR CONSTRUCTION		Verify dimensions and levels on site before setting out. Do not scale.			
Refer to figured dimensions - in mm unless otherwise stated		scales			
1:100		drawn	checked	signed off	date
AH		KM	KM	KM	17.05.17
orig. size		drawing no.		revision	
A3		17.002.WD.100.05		D	

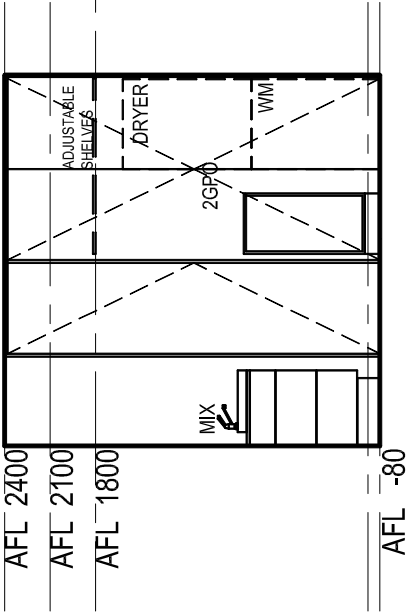




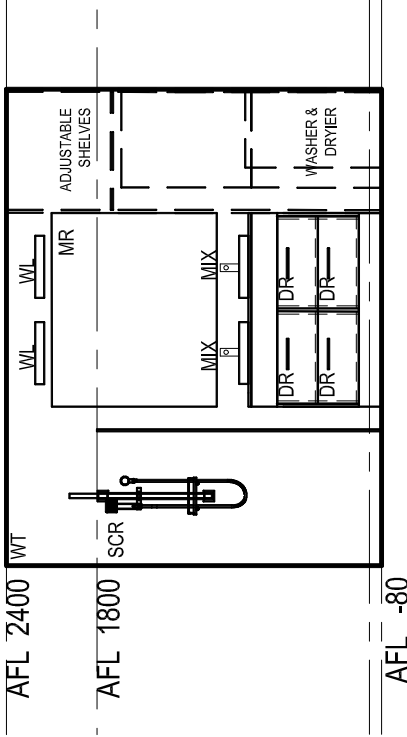
WET AREA DETAIL PLAN T7 1:50 @ A3



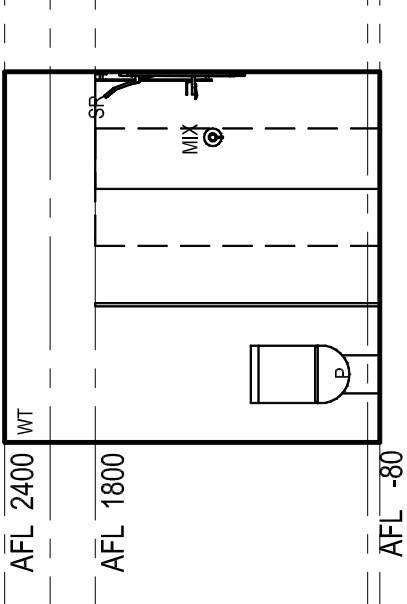
T7-1 1:50 @ A3



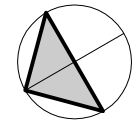
T7-3 1:50 @ A3



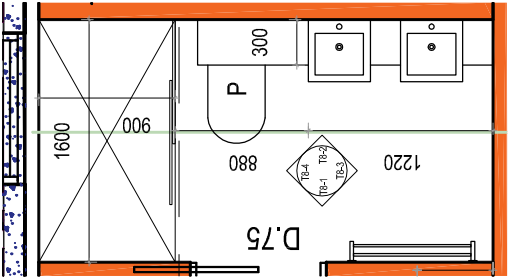
T7-2 1:50 @ A3



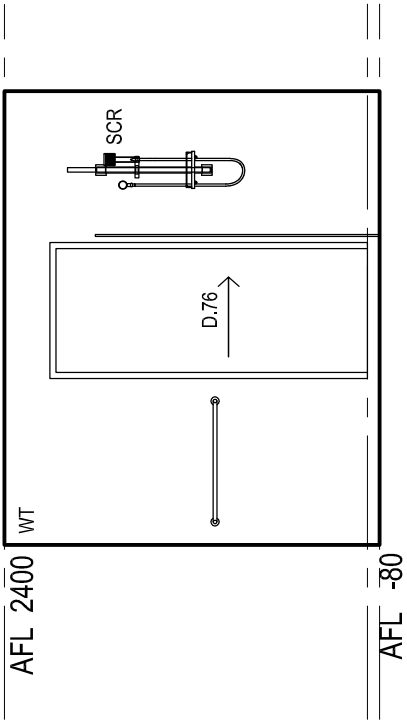
T7-4 1:50 @ A3



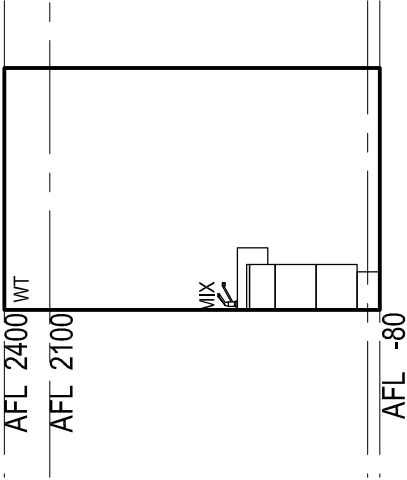
drawing title		client	CAVATON MC PROJECTS	
WET AREA DETAIL T7		project	NEW APARTMENTS	
Not for construction purposes unless stamped FOR CONSTRUCTION. Verify dimensions and levels on site before setting out. Do not scale. Refer to figured dimensions - in mm unless otherwise stated.		site location	11-13 WEST ST, HINDMARSH, SA	
scales		drawing no.	17.002.WD.100.07	
1:100		drawn	KM	
1:50		checked	KM	
1:20		signed off	KM	
1:10		date	17.05.17	
orig. size		revision	C	



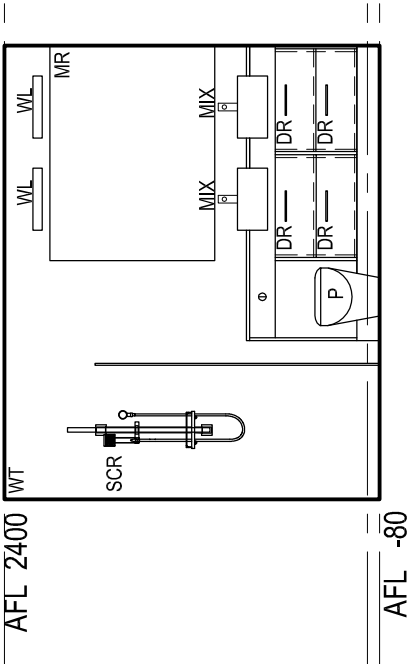
WET AREA DETAIL PLAN T8 1:50 @ A3



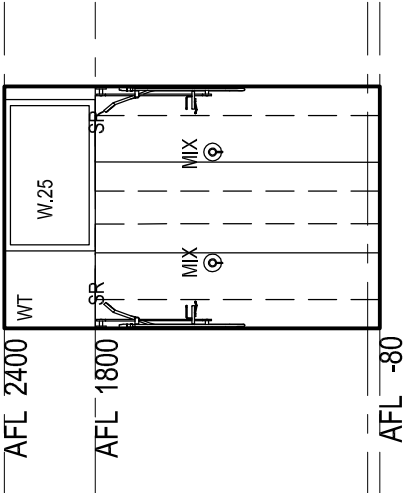
T8-1 1:50 @ A3



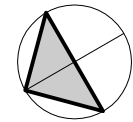
T8-3 1:50 @ A3



T8-2 1:50 @ A3



T8-4 1:50 @ A3



Not for construction purposes unless stamped FOR CONSTRUCTION					
Verify dimensions and levels on site before setting out. Do not scale.					
Refer to figured dimensions - in mm unless otherwise stated					
scales		drawn	checked	signed off	date
1:100		AH	KM	KM	17.05.17
orig. size		drawing no.		revision	
A3		17.002.WD.100.08		C	

drawing title		client
WET AREA DETAIL T8		CAVATON MC PROJECTS
project		NEW APARTMENTS
site location		11-13 WEST ST, HINDMARSH, SA

LEVEL 1/124 FRANKLIN STREET		ADELAIDE SA 5000	
TEL 08 8410 6555		FAX 08 8410 6777	
mailto:milnearchitects.com.au		ABN 35 099 574 128	
MILNEARCHITECTS		MILNEARCHITECTS	

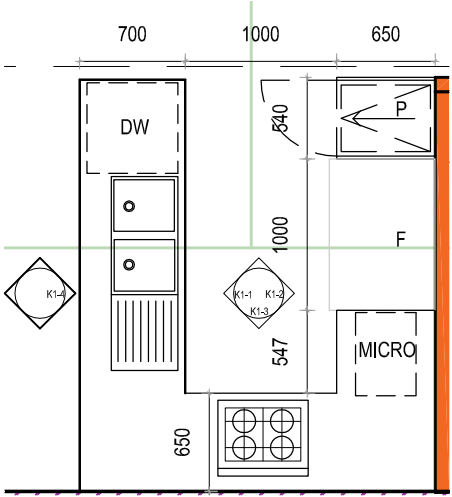
checked		date	rev.
TENDER ISSUE		KM	04.04.19 C
CONSULTANT ISSUE		KM	18.02.19 B
TENDER ISSUE		KM	04.12.18 A
issue		checked	date rev.



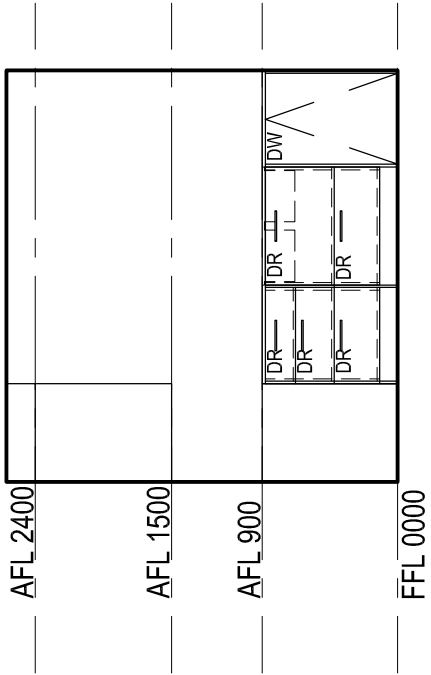




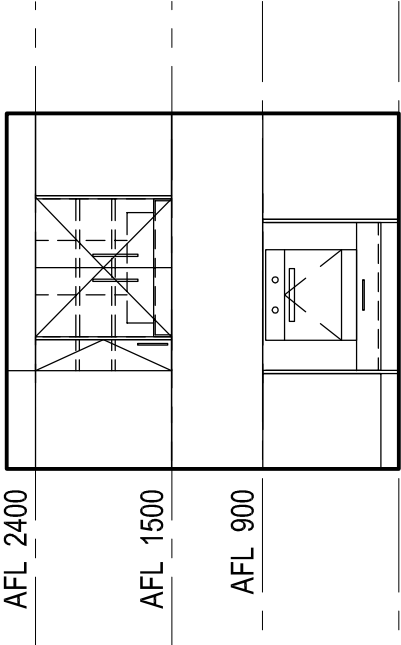




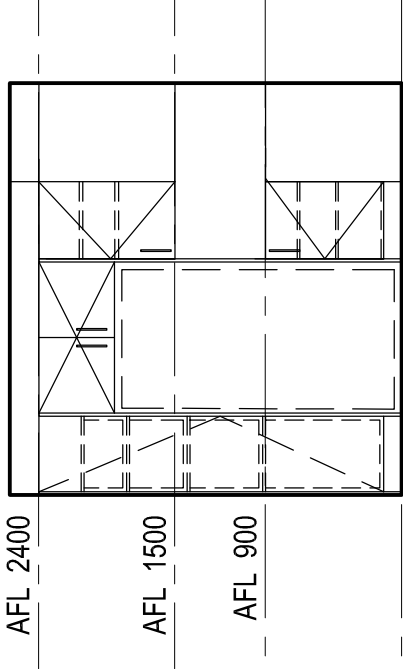
KITCHEN DETAIL PLAN K1 1:50 @ A3



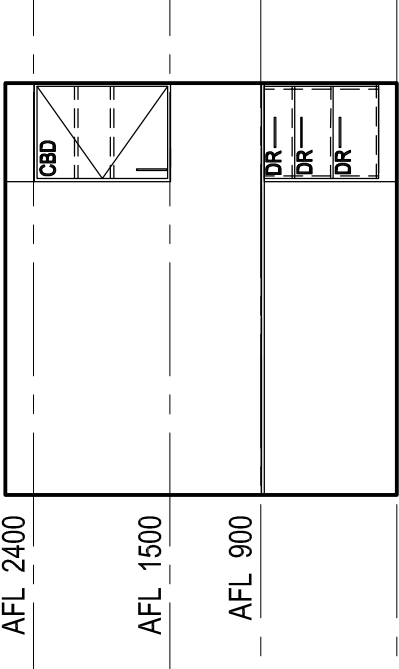
KITCHEN DETAIL K1-1 1:50 @ A3



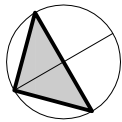
KITCHEN DETAIL K1-3 1:50 @ A3



KITCHEN DETAIL K1-2 1:50 @ A3



KITCHEN DETAIL K1-4 1:50 @ A3



client		CAVATON MC PROJECTS		drawing title	
project		NEW APARTMENTS		KITCHEN DETAIL K1	
site location		11-13 WEST ST, HINDMARSH, SA			
drawing no.		17.002.WD.110.01		C	



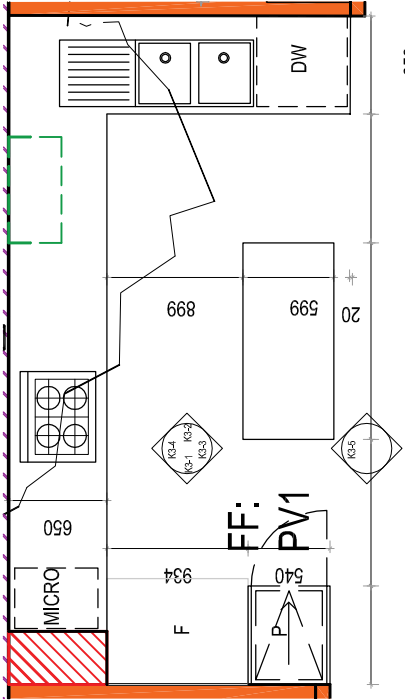
MILNEARCHITECTS

LEVEL 1/124 FRANKLIN STREET  
ADELAIDE SA 5000  
TEL 08 8410 6555  
FAX 08 8410 6777  
ma@milnearchitects.com.au  
ABN 35 099 574 128

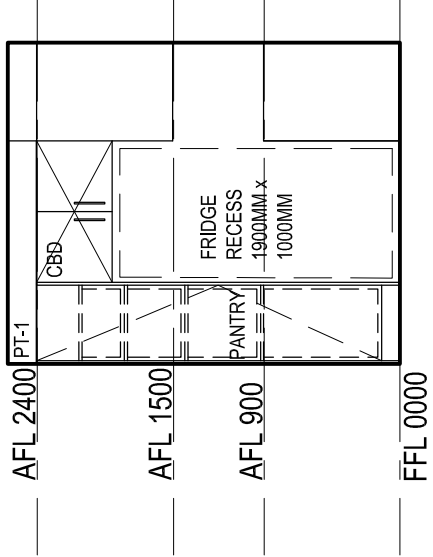
TENDER ISSUE		KM	04.04.19	C
CLIENT ISSUE		KM	15.12.18	B
TENDER ISSUE		KM	04.12.18	A
issue	checked	date	rev.	

Not for construction purposes unless stamped FOR CONSTRUCTION		Verify dimensions and levels on site before setting out. Do not scale.		Refer to figured dimensions - in mm unless otherwise stated	
scales		drawn	checked	signed off	date
1:100		AH	KM	KM	17.05.17
orig. size		drawing no.		revision	
A3		17.002.WD.110.01		C	

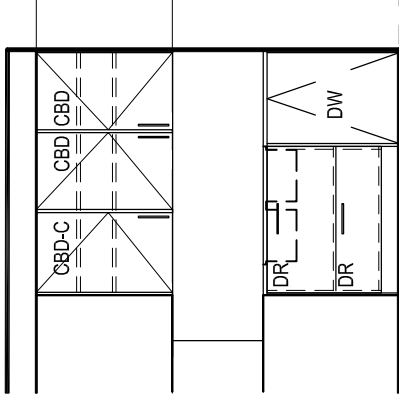




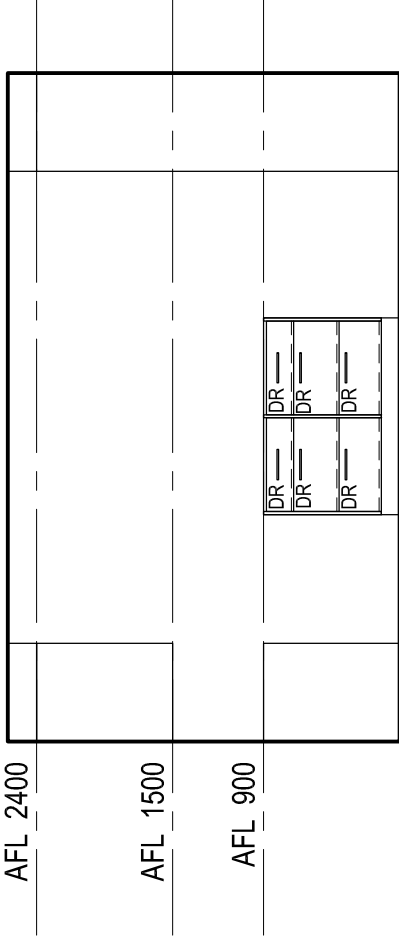
KITCHEN DETAIL PLAN K3 1:50 @ A3



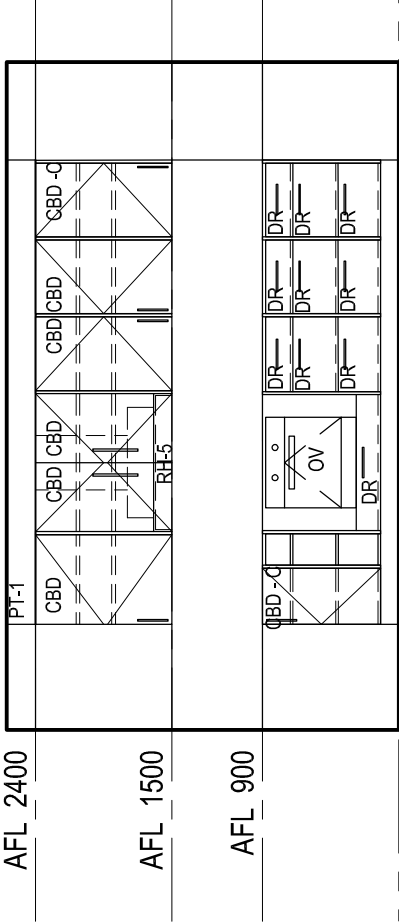
KITCHEN DETAIL K3-1 1:50 @ A3



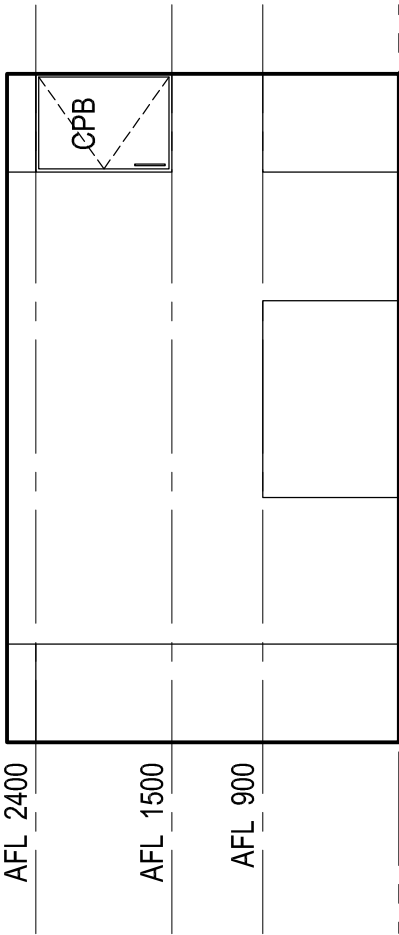
KITCHEN DETAIL K3-2 1:50 @ A3



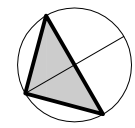
KITCHEN DETAIL K3-3 1:50 @ A3



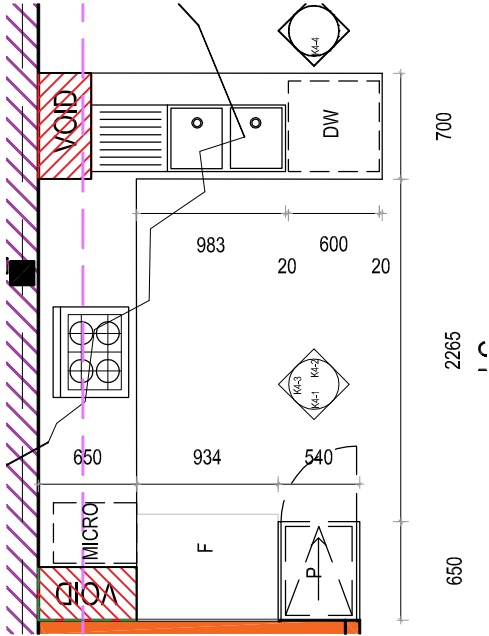
KITCHEN DETAIL K3-4 1:50 @ A3



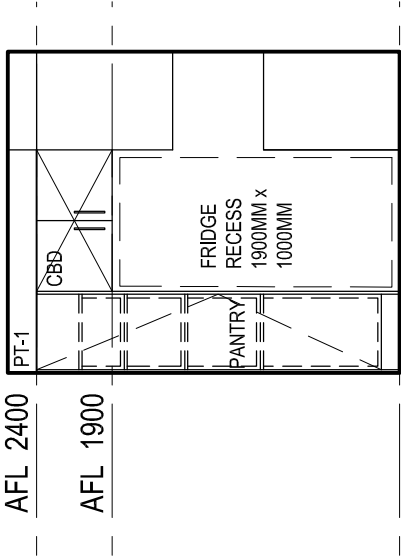
KITCHEN DETAIL K3-5 1:50 @ A3



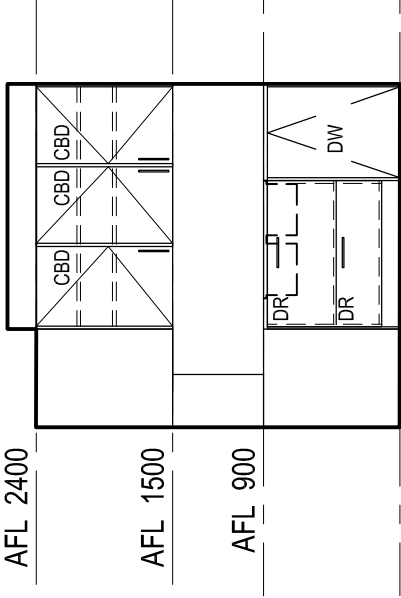
LEVEL 1/124 FRANKLIN STREET ADELAIDE SA 5000 TEL 08 8410 6555 FAX 08 8410 6777 mailto:milnearchitects.com.au ABN 35 099 574 128		client CAVATON MC PROJECTS	drawing title KITCHEN DETAIL K3
TENDER ISSUE CLIENT ISSUE TENDER ISSUE		project NEW APARTMENTS	drawn checked signed off
issue		date	date
checked		date	date
rev.		date	date
15.12.18		04.12.18	04.04.19
A		B	C
K3		K3	K3
17.05.17		17.05.17	17.05.17
A3		17.002.WD.110.03	C



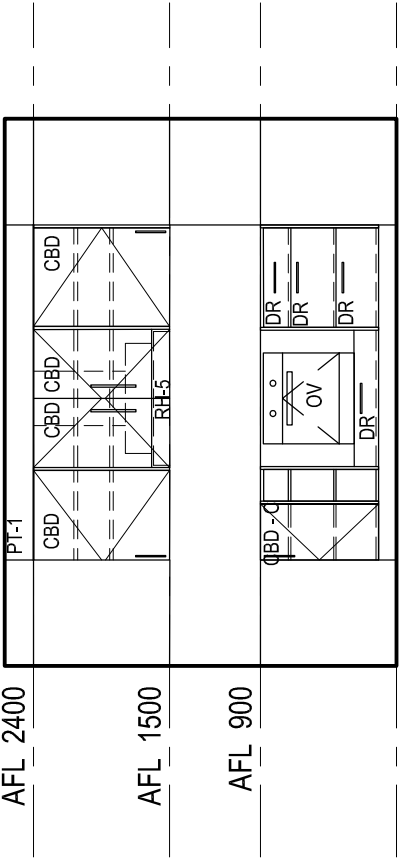
KITCHEN DETAIL PLAN K4 1:50 @ A3



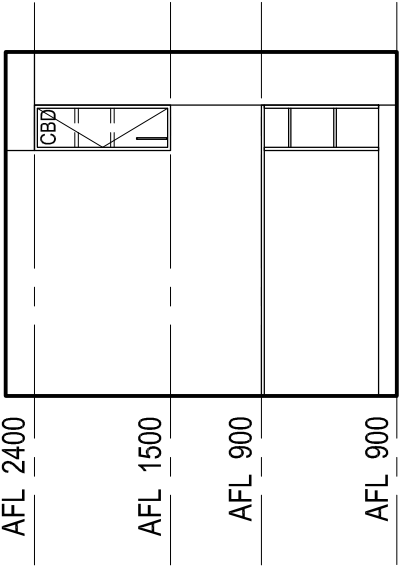
KITCHEN DETAIL K4-1 1:50 @ A3



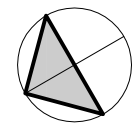
KITCHEN DETAIL K4-2 1:50 @ A3



KITCHEN DETAIL K4-3 1:50 @ A3



KITCHEN DETAIL K4-4 1:50 @ A3

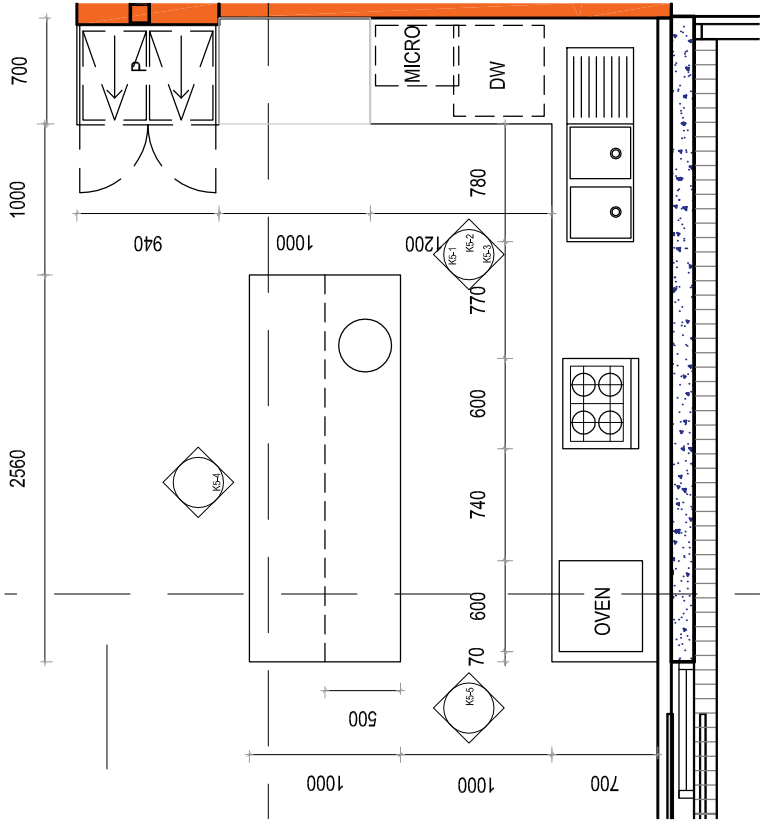


client		CAVATON MC PROJECTS		drawing title	
project		NEW APARTMENTS		KITCHEN DETAIL K4	
site location		11-13 WEST ST, HINDMARSH, SA			
drawing no.		17.002.WD.110.05		C	
orig. size		A3			

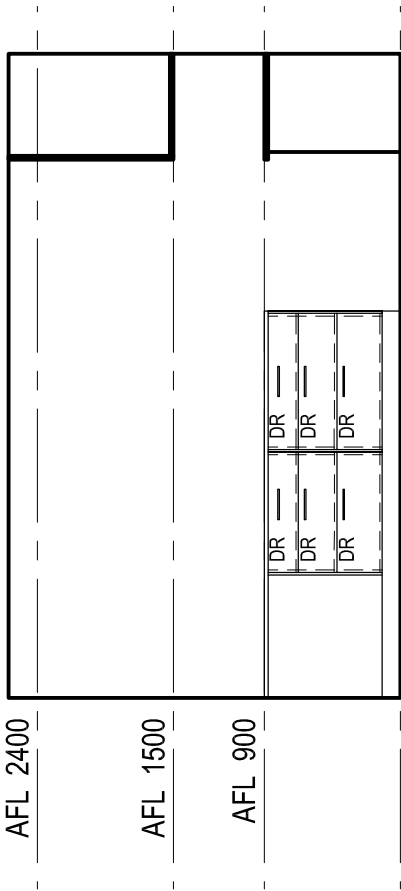
LEVEL 1/124 FRANKLIN STREET ADELAIDE SA 5000 TEL 08 8410 6555 FAX 08 8410 6777 mailto:milnearchitects.com.au ABN 35 099 574 128		MILNEARCHITECTS		Not for construction purposes unless stamped FOR CONSTRUCTION Verify dimensions and levels on site before setting out. Do not scale. Refer to figured dimensions - in mm unless otherwise stated	
TENDER ISSUE		K4		04.04.19	
CONSULTANT ISSUE		K4		18.02.19	
TENDER ISSUE		K4		04.12.18	
issue		checked		date	
				rev.	

drawing title		KITCHEN DETAIL K4	
client		CAVATON MC PROJECTS	
project		NEW APARTMENTS	
site location		11-13 WEST ST, HINDMARSH, SA	
drawing no.		17.002.WD.110.05	
orig. size		A3	

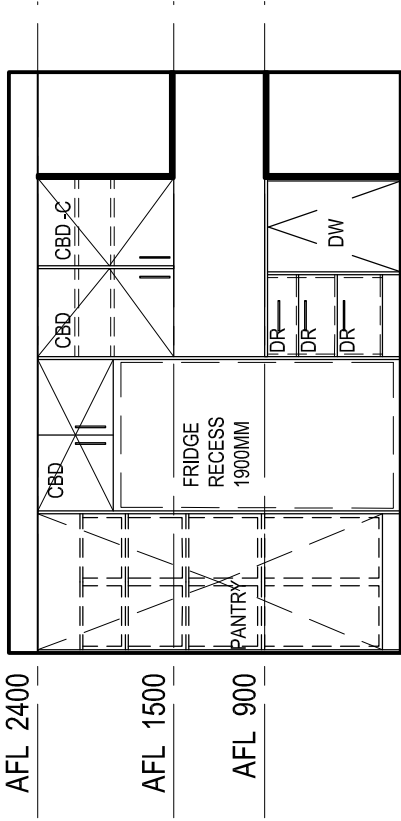




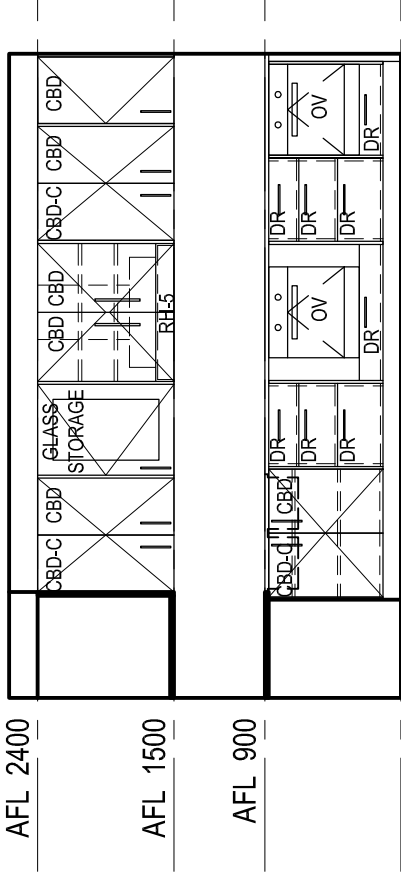
KITCHEN DETAIL PLAN K5 1:50 @ A3



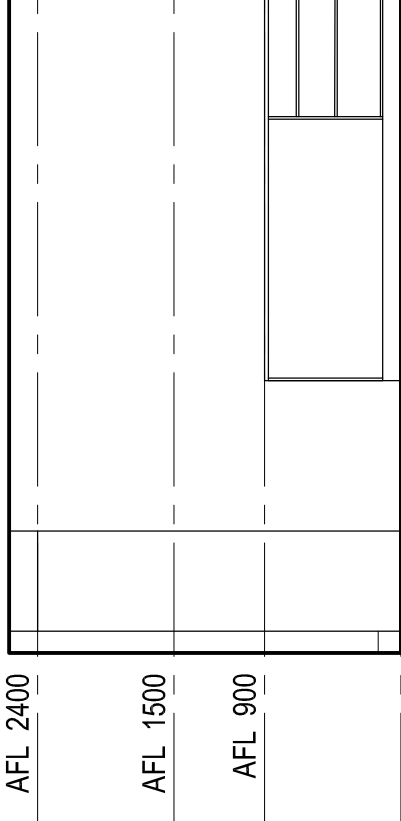
KITCHEN DETAIL K5-1 1:50 @ A3



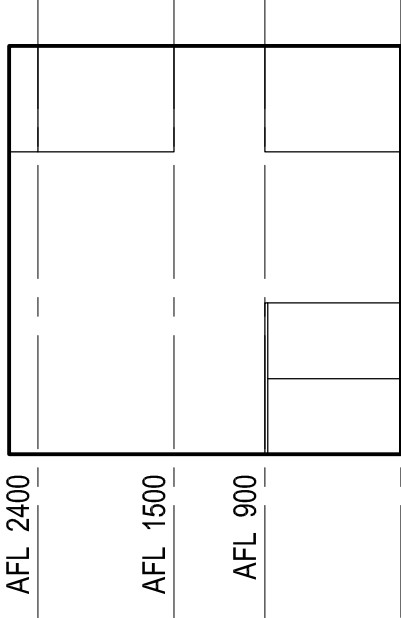
KITCHEN DETAIL K5-2 1:50 @ A3



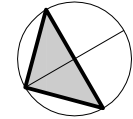
KITCHEN DETAIL K5-3 1:50 @ A3



KITCHEN DETAIL K5-4 1:50 @ A3

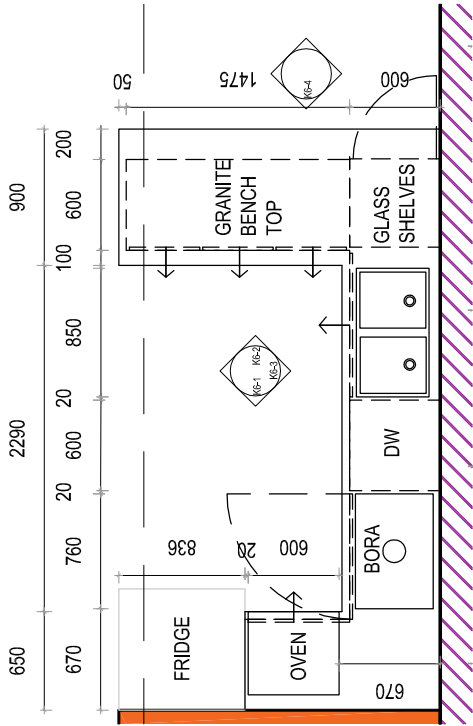


KITCHEN DETAIL K5-5 1:50 @ A3

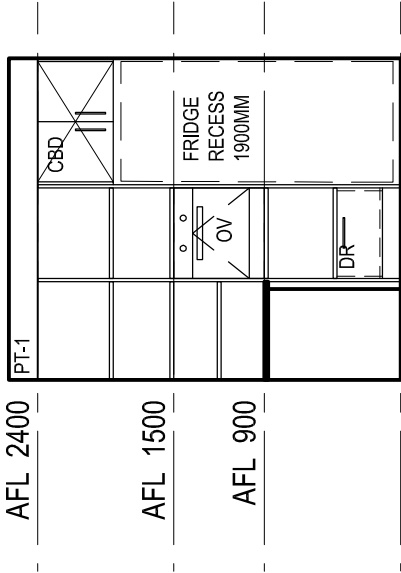


client		drawing title	
CAVATON MC PROJECTS		KITCHEN DETAIL K5	
project		NEW APARTMENTS	
site location		11-13 WEST ST, HINDMARSH, SA	
LEVEL 1/124 FRANKLIN STREET ADELAIDE SA 5000 TEL 08 8410 6555 FAX 08 8410 6777 mail@milnearchitects.com.au ABN 35 099 574 128		drawing no.	
MILNEARCHITECTS		17.002.WD.110.07	
TENDER ISSUE		1:100	
CONSULTANT ISSUE		AH	
TENDER ISSUE		KM	
issue		KM	
checked		KM	
date		17.05.17	
rev.		C	

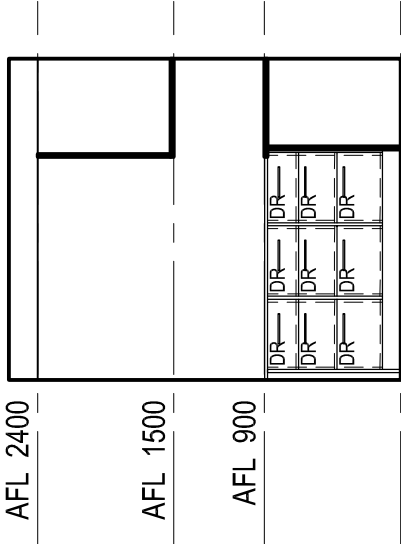
Not for construction purposes unless stamped FOR CONSTRUCTION  
Verify dimensions and levels on site before setting out. Do not scale.  
Refer to figured dimensions - in mm unless otherwise stated  
scales  
drawn checked signed off  
date  
1:100 AH KM KM 17.05.17  
orig. size  
A3 17.002.WD.110.07 C



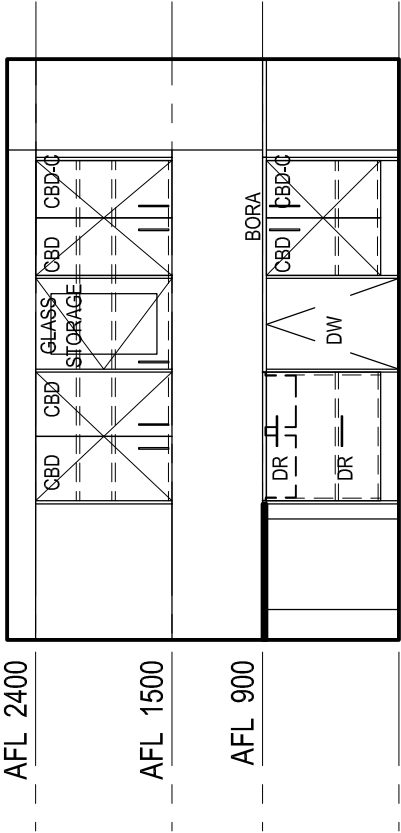
KITCHEN DETAIL PLAN K6 1:50 @ A3



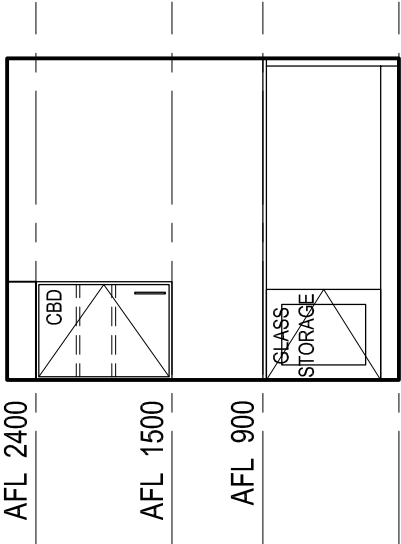
KITCHEN DETAIL K6-1 1:50 @ A3



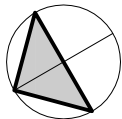
KITCHEN DETAIL K6-2 1:50 @ A3



KITCHEN DETAIL K6-3 1:50 @ A3



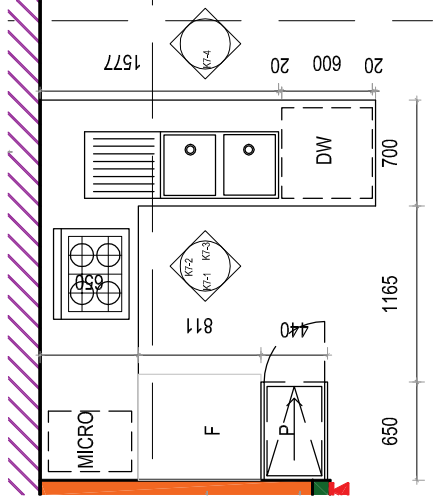
KITCHEN DETAIL K6-4 1:50 @ A3



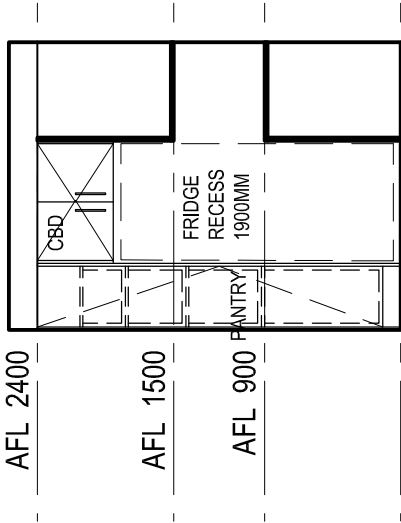
client		CAVATON MC PROJECTS		drawing title	
project		NEW APARTMENTS		KITCHEN DETAIL K6	
site location		11-13 WEST ST, HINDMARSH, SA			

LEVEL 1/124 FRANKLIN STREET ADELAIDE SA 5000 TEL 08 8410 6555 FAX 08 8410 6777 mailto:milnearchitects.com.au		MILNEARCHITECTS ABN 35 099 574 128			
TENDER ISSUE	KM	04.04.19	C		
CONSULTANT ISSUE	KM	18.02.19	B		
TENDER ISSUE	KM	04.12.18	A		
issue		checked	date	rev.	

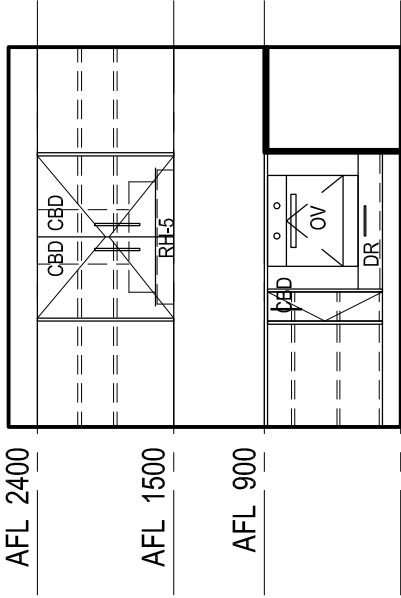
Not for construction purposes unless stamped FOR CONSTRUCTION Verify dimensions and levels on site before setting out. Do not scale. Refer to figured dimensions - in mm unless otherwise stated					
scales	drawn	checked	signed off	date	
1:100	AH	KM	KM	17.05.17	
orig. size	drawing no.		revision		
A3	17.002.WD.110.08		C		



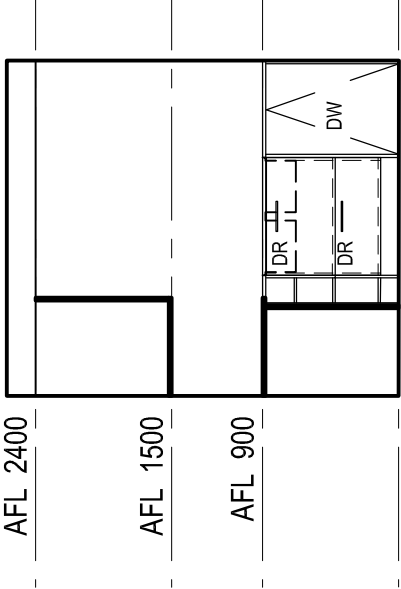
KITCHEN DETAIL PLAN K7 1:50 @ A3



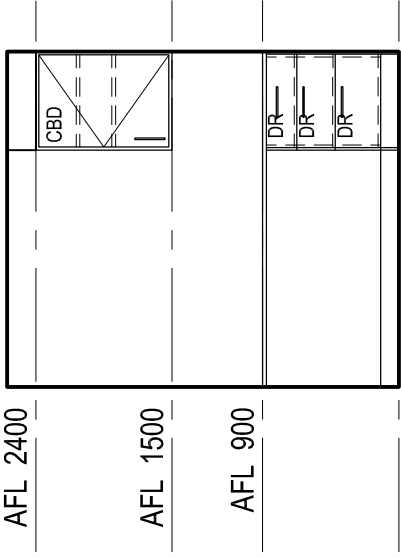
KITCHEN DETAIL K7-1 1:50 @ A3



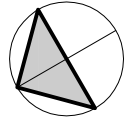
KITCHEN DETAIL K7-2 1:50 @ A3



KITCHEN DETAIL K7-3 1:50 @ A3



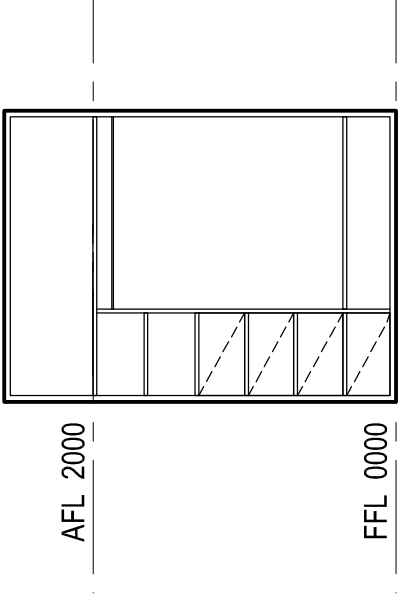
KITCHEN DETAIL K7-4 1:50 @ A3



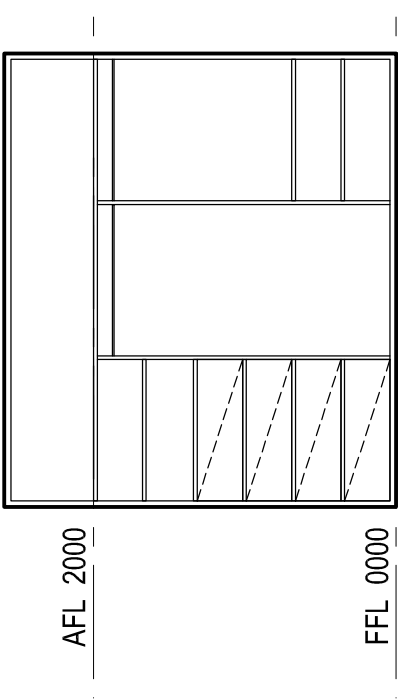
client	CAVATON MC PROJECTS			drawing title	KITCHEN DETAIL K7		
project	NEW APARTMENTS						
site location	11-13 WEST ST, HINDMARSH, SA						
drawing no.	1:100	AH	KM	17.05.17	drawn	checked	signed off
orig. size	A3	17.002.WD.110.09	C		date		

LEVEL 1/124 FRANKLIN STREET ADELAIDE SA 5000 TEL 08 8410 6355 FAX 08 8410 6777 mailto:milnearchitects.com.au ABN 35 099 574 128	MILNEARCHITECTS		
issue	checked	date	rev.
TENDER ISSUE	KM	04.04.19	C
CONSULTANT ISSUE	KM	18.02.19	B
TENDER ISSUE	KM	04.12.18	A

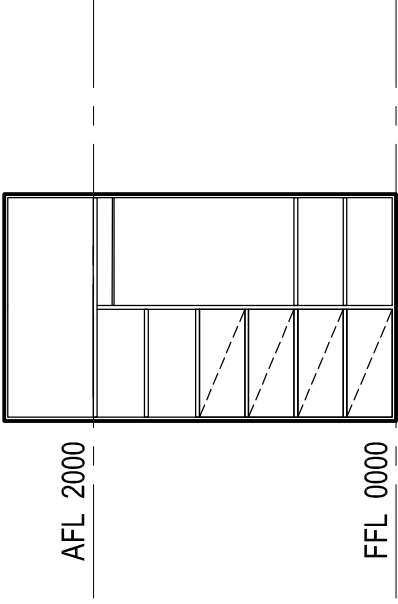
Not for construction purposes unless stamped FOR CONSTRUCTION			
Verify dimensions and levels on site before setting out. Do not scale.			
Refer to figured dimensions - in mm unless otherwise stated			
scales	drawn	checked	signed off
1:100	AH	KM	17.05.17
orig. size	A3	17.002.WD.110.09	C



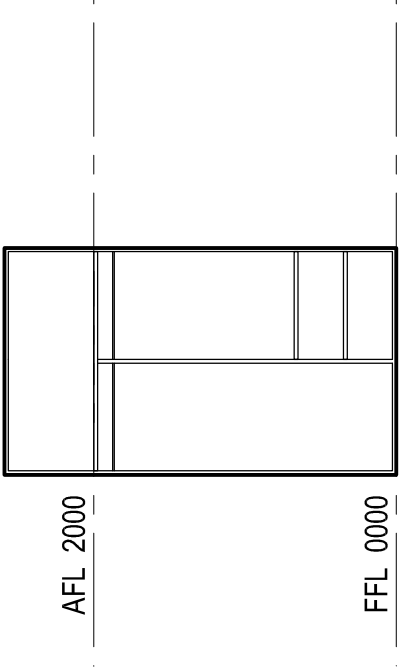
R1 DETAIL ELEVATION 1:50 @ A3



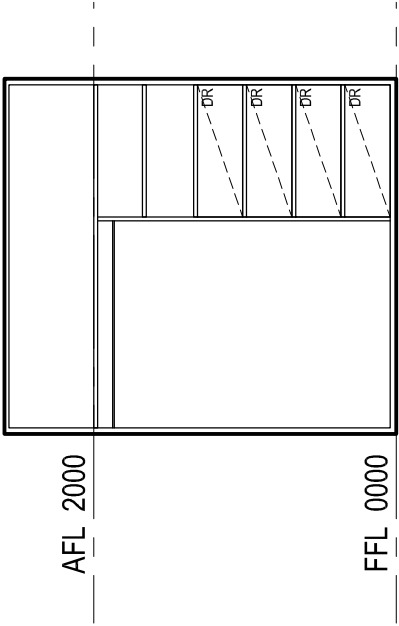
R2 DETAIL ELEVATION 1:50 @ A3



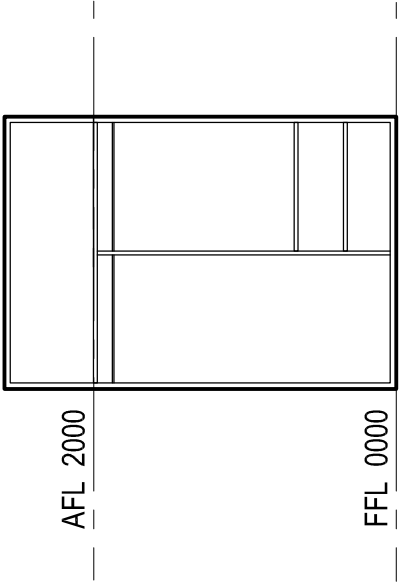
R3 DETAIL ELEVATION 1:50 @ A3



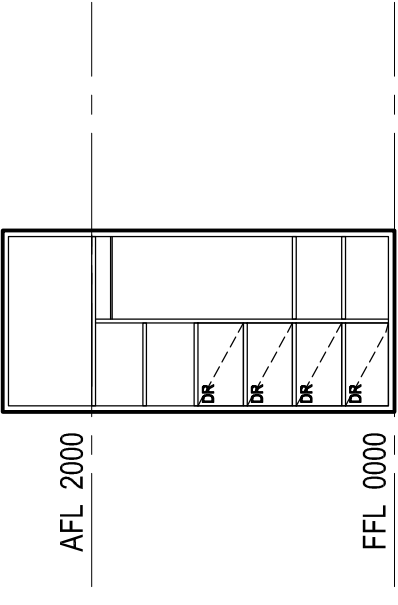
R4 DETAIL ELEVATION 1:50 @ A3



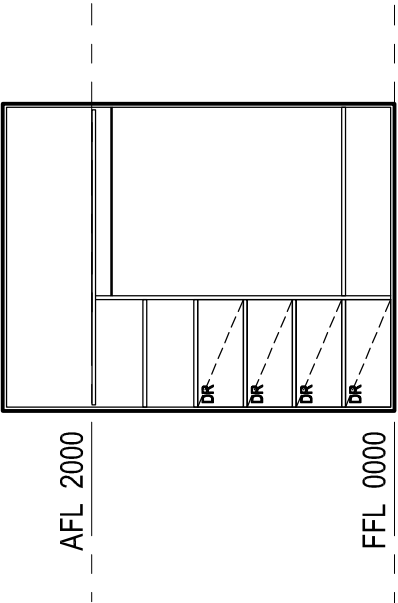
R5 DETAIL ELEVATION 1:50 @ A3



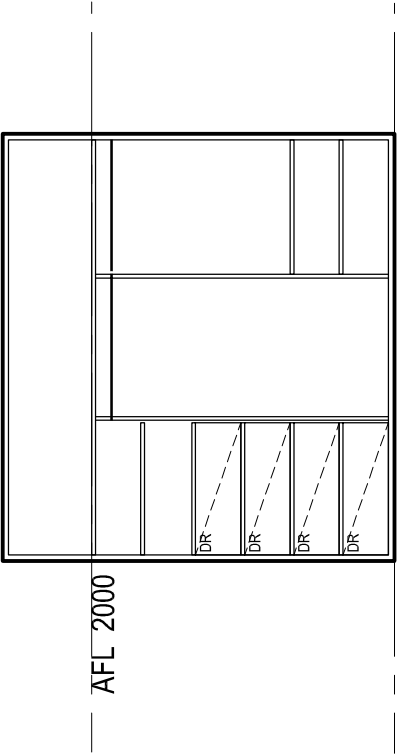
R6 DETAIL ELEVATION 1:50 @ A3



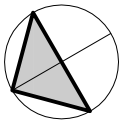
R7 DETAIL ELEVATION 1:50 @ A3

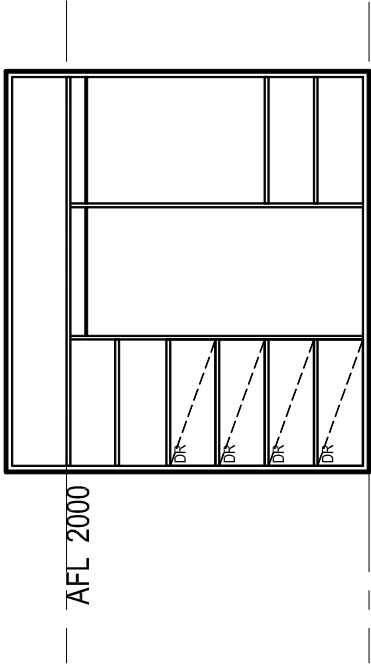


R8 DETAIL ELEVATION 1:50 @ A3

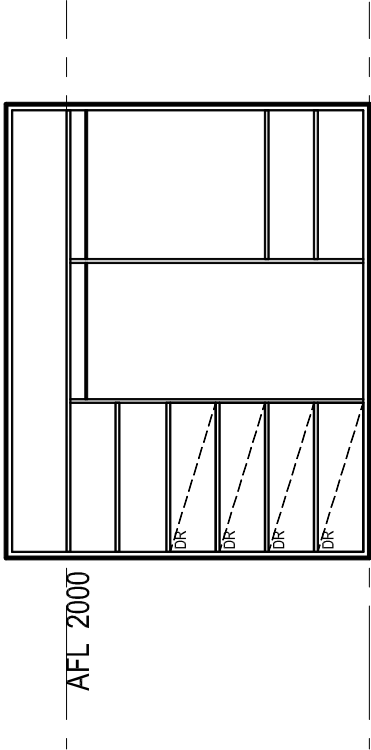


R9 DETAIL ELEVATION 1:50 @ A3

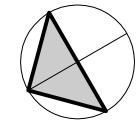
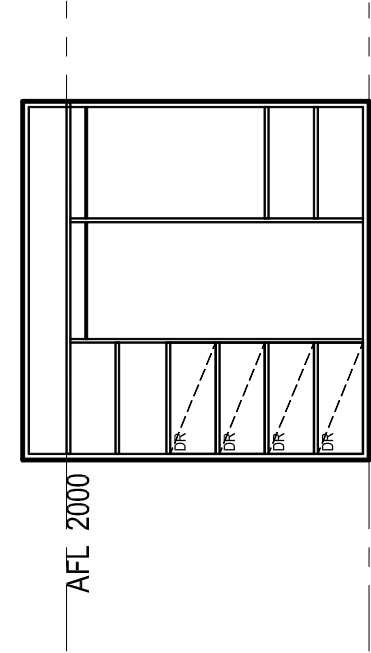




R10 DETAIL ELEVATION 1:50 @ A3



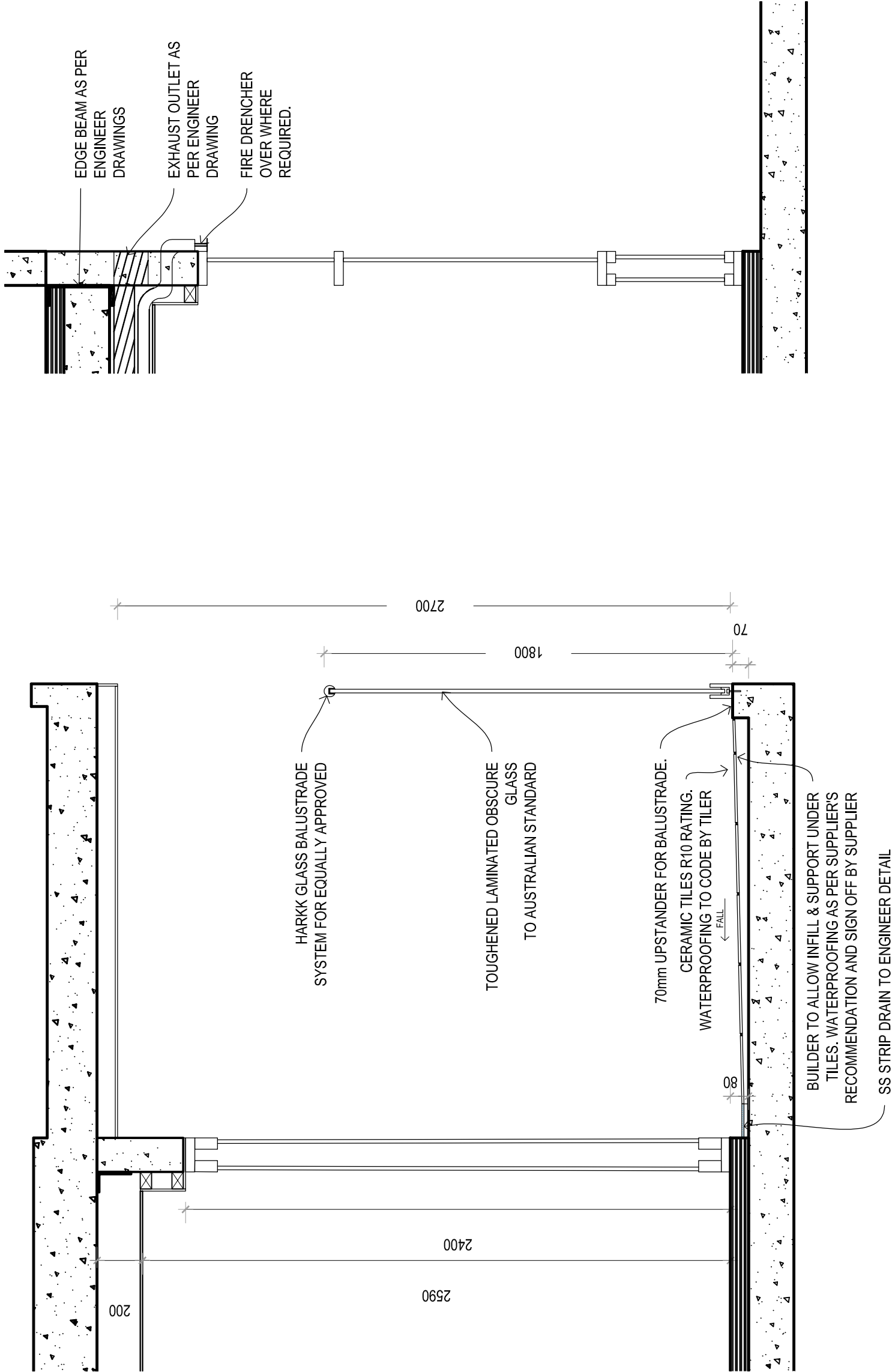
R11 DETAIL ELEVATION 1:50 @ A3



Not for construction purposes unless stamped FOR CONSTRUCTION					
Verify dimensions and levels on site before setting out. Do not scale.					
Refer to figured dimensions - in mm unless otherwise stated					
scales	drawn	checked	signed off	date	
1:100	AH	KM	KM	17.05.17	
orig. size	drawing no.		revision		
A3	17.002.WD.120.02		B		

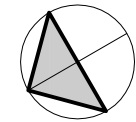
drawing title		client	
ROBE DETAIL		CAVATON MC PROJECTS	
project		NEW APARTMENTS	
site location		11-13 WEST ST, HINDMARSH, SA	

LEVEL 1/124 FRANKLIN STREET ADELAIDE SA 5000 TEL 08 8410 6555 FAX 08 8410 6777 m@milnearchitects.com.au ABN 35 099 574 128			
MILNEARCHITECTS			
TENDER ISSUE			
TENDER ISSUE			
issue			
checked			
date			
rev.			



TYPICAL BALCONY SECTION DETAIL S1 1:20 @ A3

TYPICAL SECTION DETAIL FOR EXHAUST  
OUTLET & DRENCHER OVER S2 1:20 @ A3



LEVEL 1/124 FRANKLIN STREET  
ADELAIDE SA 5000  
TEL 08 8410 6555  
FAX 08 8410 6777  
ma@milnearchitects.com.au  
ABN 35 099 574 128

MILNEARCHITECTS

client

CAVATON MC PROJECTS

project

NEW APARTMENTS

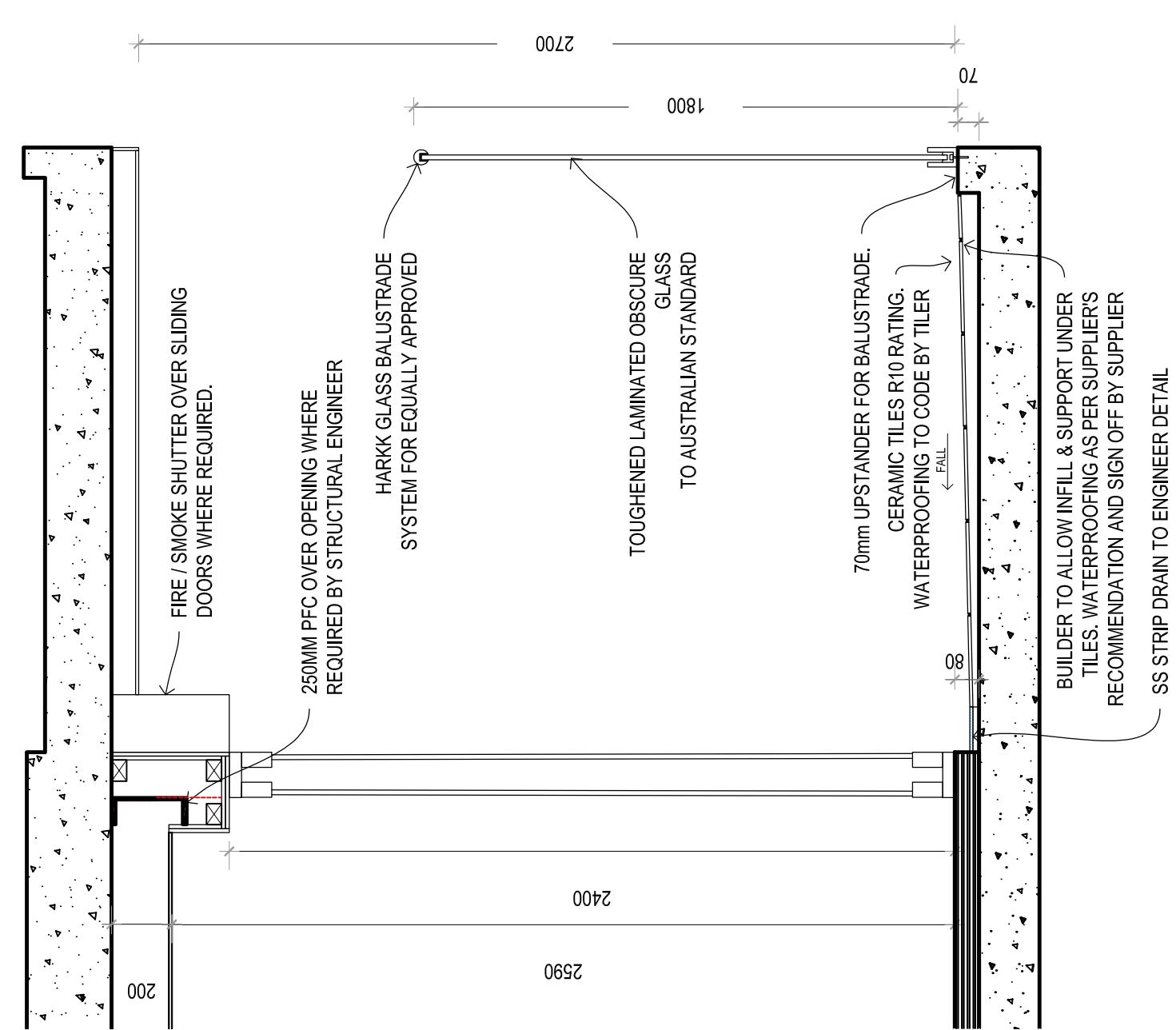
site location

11-13 WEST ST, HINDMARSH, SA

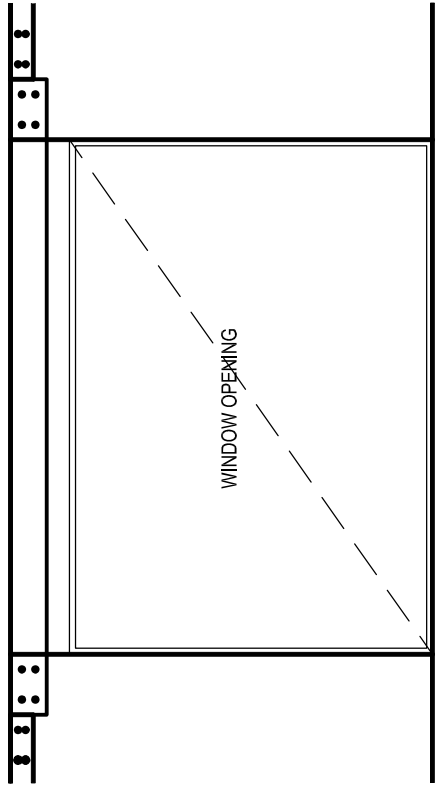
drawing title

SECTION DETAIL

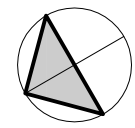
Not for construction purposes unless stamped FOR CONSTRUCTION					
Verify dimensions and levels on site before setting out. Do not scale.					
Refer to figured dimensions - in mm unless otherwise stated					
scales	drawn	checked	signed off	date	
1:20	AH	KM	KM	17.05.17	
orig. size	drawing no.			revision	
A3	17.002.WD.130.01			B	



TYPICAL BALCONY SECTION DETAIL S3 1:20 @A3



TYPICAL ELEVATION FOR SLIDING DOOR WITH STRUCTURE OVER 1:20 @A3



LEVEL 1/124 FRANKLIN STREET  
ADELAIDE SA 5000  
TEL 08 8410 6555  
FAX 08 8410 6777  
ma@milnearchitects.com.au  
ABN 35 099 574 128

MILNEARCHITECTS

client

CAVATON MC PROJECTS

project

NEW APARTMENTS

site location

11-13 WEST ST, HINDMARSH, SA

drawing title

SECTION DETAIL

Not for construction purposes unless stamped FOR CONSTRUCTION  
Verify dimensions and levels on site before setting out. Do not scale.  
Refer to figured dimensions - in mm unless otherwise stated

scales

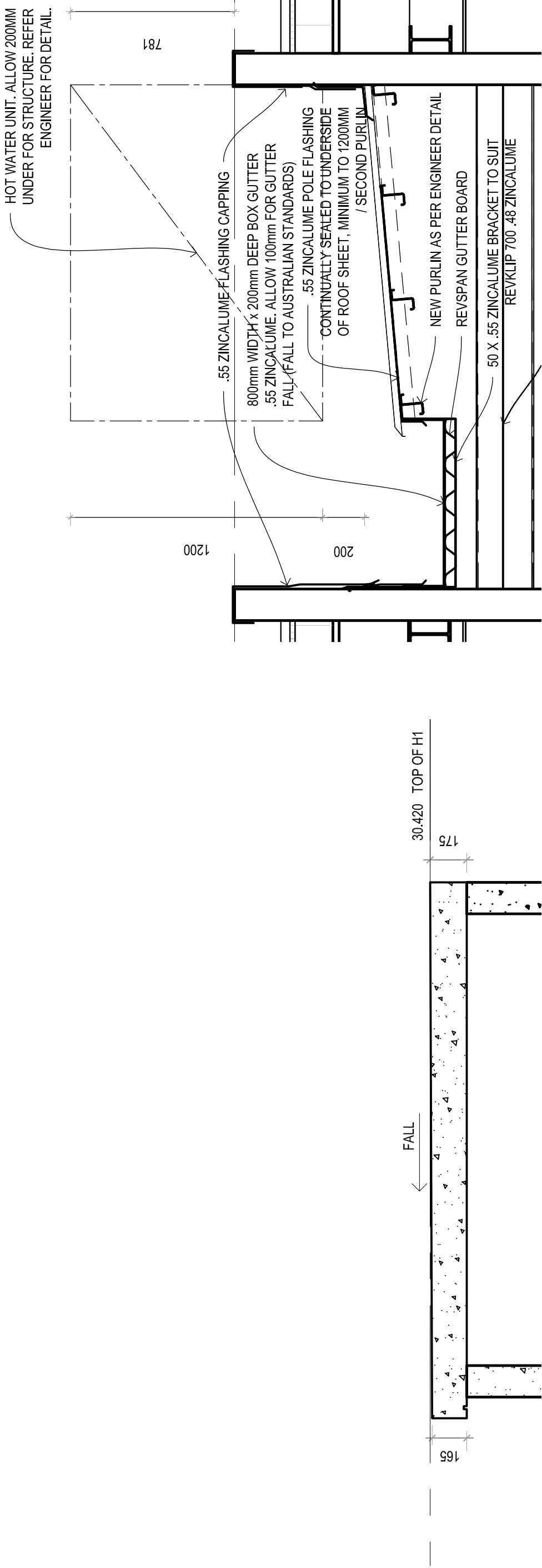
drawn checked signed off

1:20 AH KM KM 17.05.17

orig. size drawing no. revision

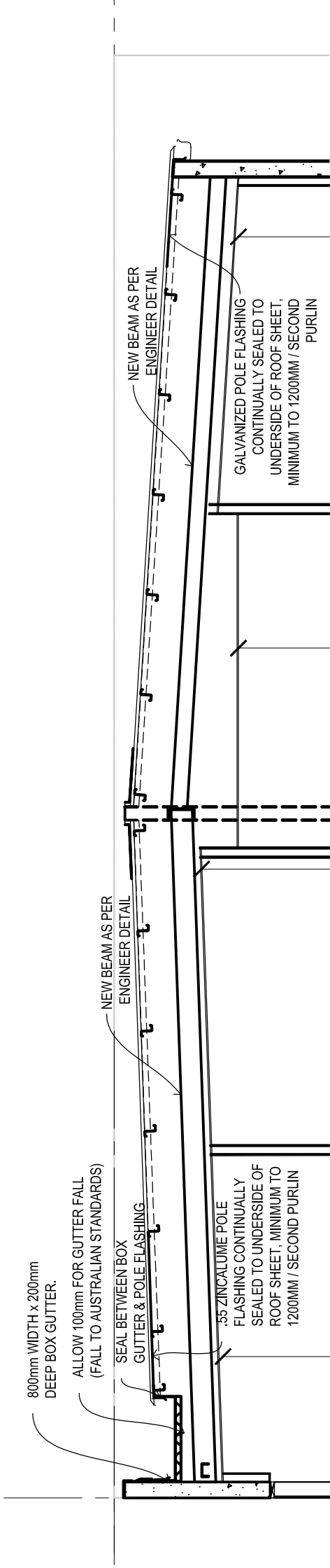
A3 17.002.WD.130.02 B





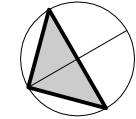
LIFT CAP SECTION DETAIL S4 1:20 @ A3

ROOF SECTION DETAIL S5 1:20 @ A3



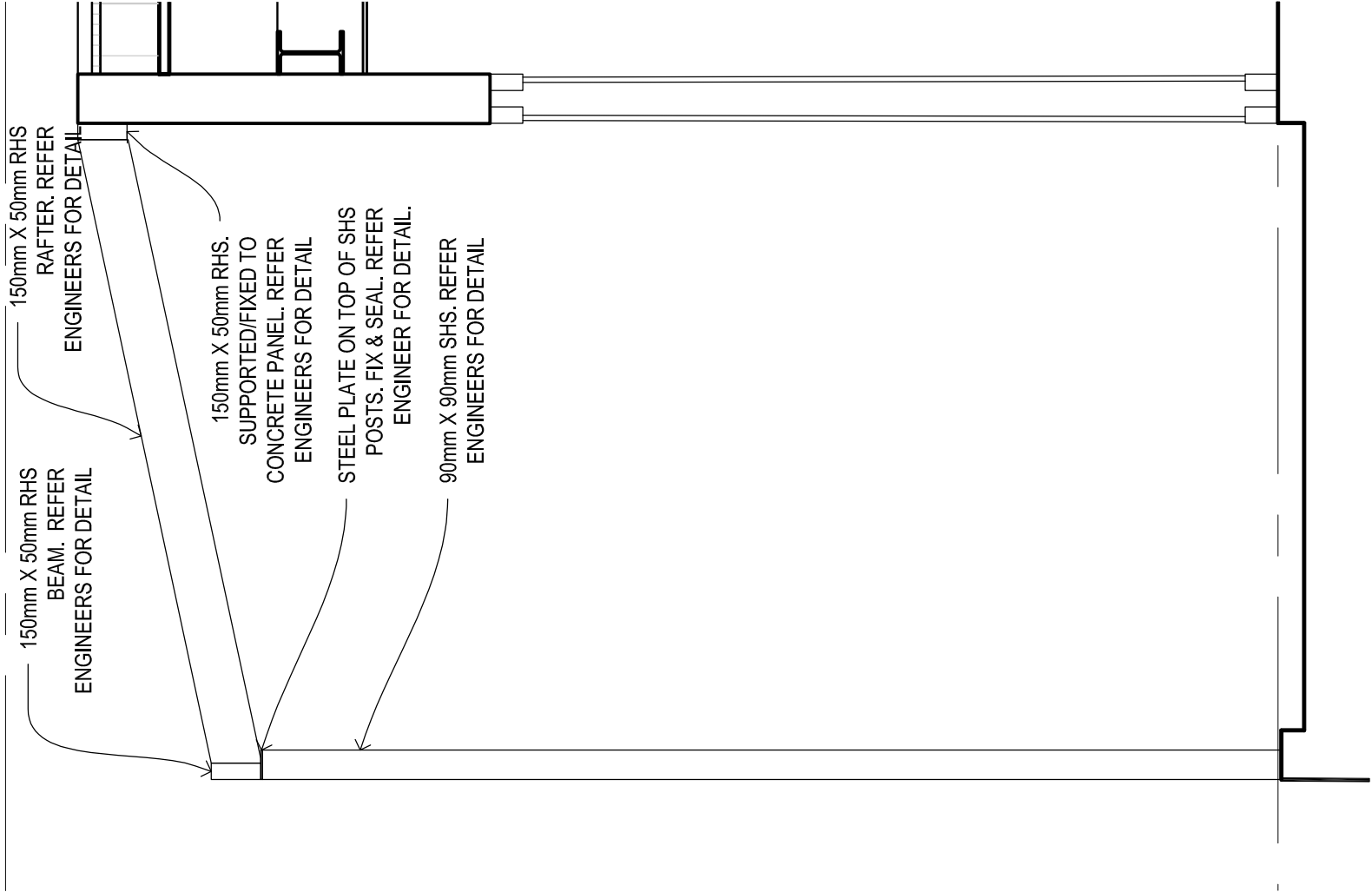
ROOF SECTION DETAIL S6 1:50 @ A3

ROOF SECTION  
DETAIL S7 1:50 @ A3

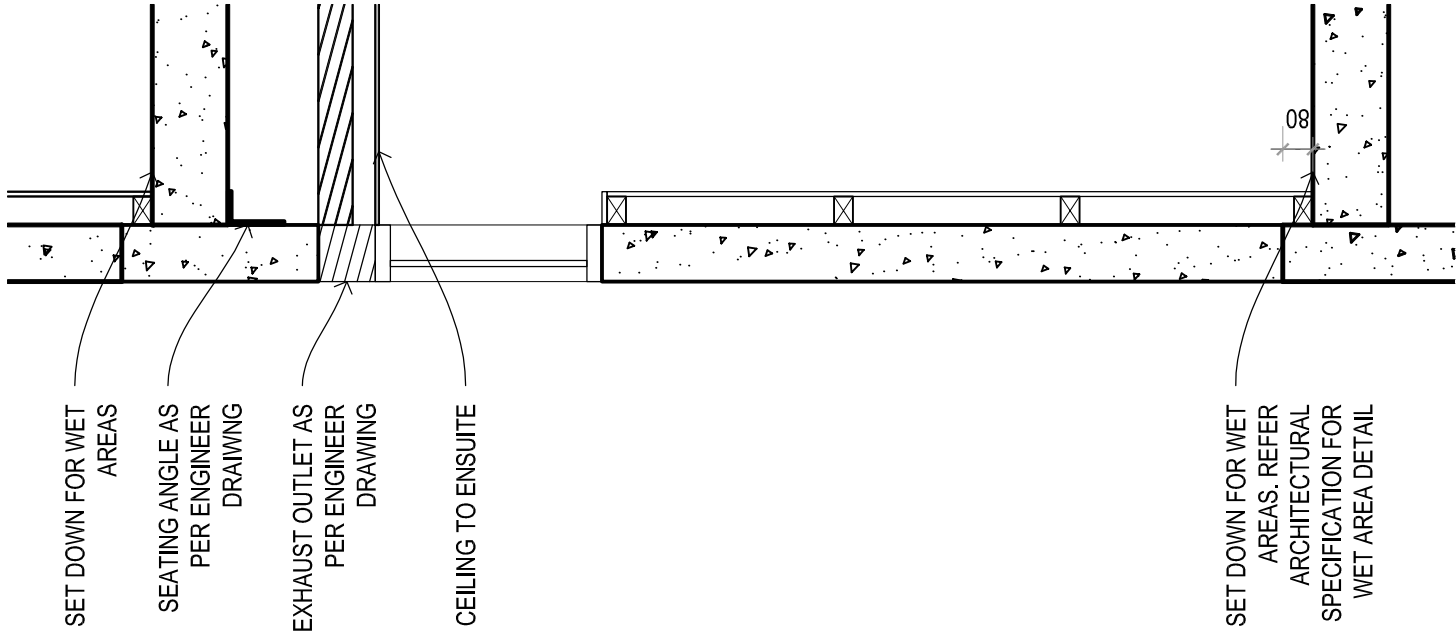


drawing title		SECTION DETAIL	
client		CAVATON MC PROJECTS	
project		NEW APARTMENTS	
site location		11-13 WEST ST, HINDMARSH, SA	
LEVEL 1/124 FRANKLIN STREET ADELAIDE SA 5000 TEL 08 8410 6555 FAX 08 8410 6777 mail@milneararchitects.com.au ABN 35 099 574 128		MILNEARCHITECTS	
CONSULTANT ISSUE		KM	01.07.19 C
CONSULTANT ISSUE		KM	09.04.19 B
TENDER ISSUE		KM	04.04.19 A
issue	checked	date	rev.

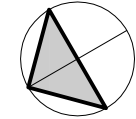
Not for construction purposes unless stamped FOR CONSTRUCTION			
Verify dimensions and levels on site before setting out. Do not scale.			
Refer to figured dimensions - in mm unless otherwise stated			
scales	drawn	checked	signed off
1:20	AH	KM	17.05.17
orig. size	drawing no.	revision	
A3	17.002.WD.130.03	C	



TYPICAL PERGOLA DETAIL S9 1:20 @ A3



TYPICAL SECTION DETAIL ON NORTHERN BOUNDARY S8 1:20 @ A3



LEVEL 1/124 FRANKLIN STREET  
ADELAIDE SA 5000  
TEL 08 8410 6555  
FAX 08 8410 6777  
ma@milnearchitects.com.au

M

MILNEARCHITECTS

client

CAVATON MC PROJECTS

project

NEW APARTMENTS

site location

11-13 WEST ST, HINDMARSH, SA

drawing title

SECTION DETAIL

Not for construction purposes unless stamped FOR CONSTRUCTION  
Verify dimensions and levels on site before setting out. Do not scale.  
Refer to figured dimensions - in mm unless otherwise stated

scale

1:20

drawn

AH

checked

KM

signed off

date

17.05.17

orig. size

A3

drawing no.

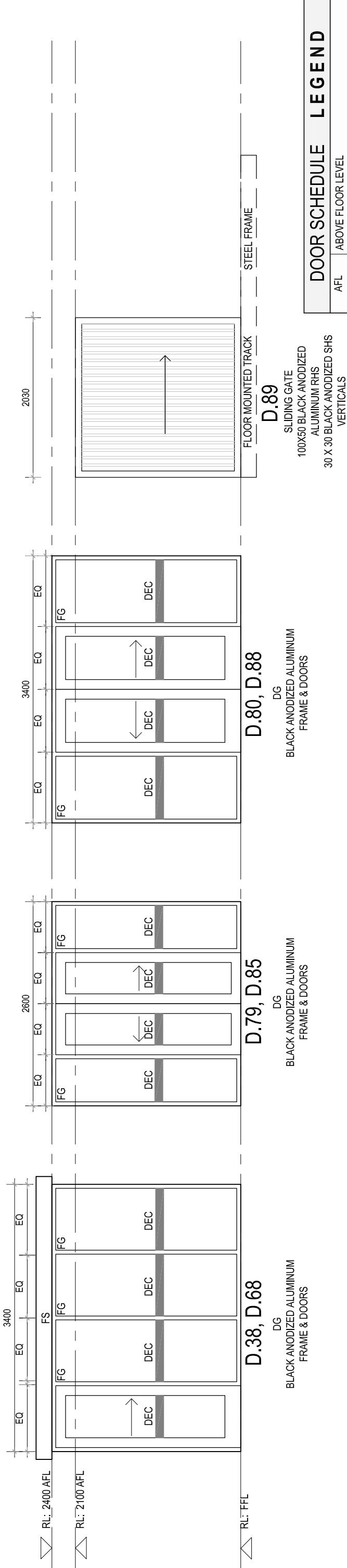
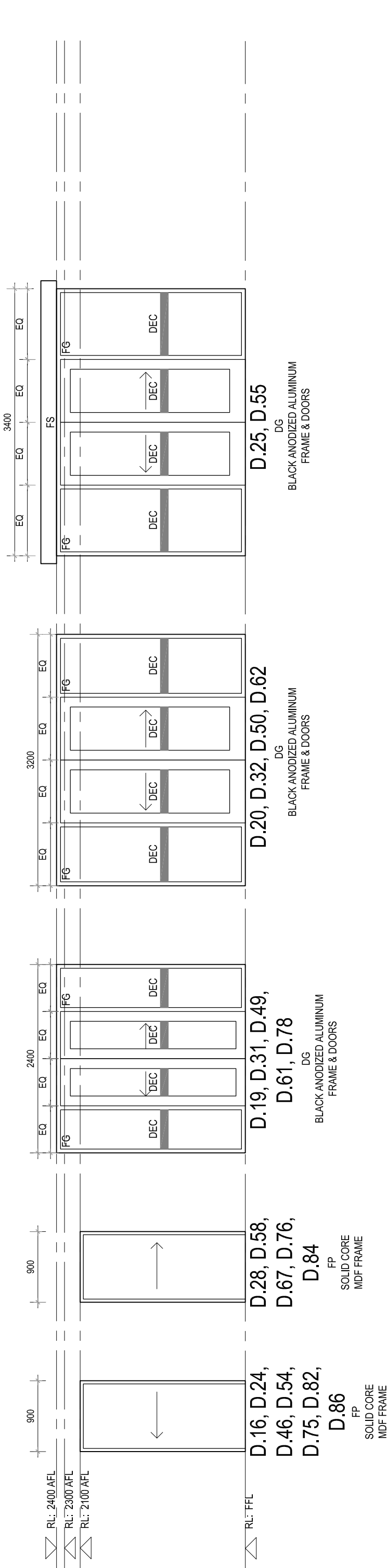
17.002.WD.130.04

revision

C





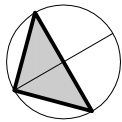


DOOR SCHEDULE		LEGEND
AFL	ABOVE FLOOR LEVEL	
D (no.)	DENOTES DOOR & FRAME. REFER DOOR SCHEDULE.	
DEC	DECO FILM TO GLASS	
FG	FIXED GLASS	
FFL	FINISH FLOOR LEVEL	
FP	M	
FS	FIRE SHUTTER	

NOTES:  
1) TO BE READ IN CONJUNCTION WITH DOOR AND WINDOW SCHEDULE IN SPECIFICATION.  
2) ALL DIMENSIONS TO BE CONFIRMED ON SITE BEFORE MANUFACTURE.  
3) ALL GLAZING DOOR TO BE POWDERCOAT ALUMINUM FRAME & DOUBLE GLAZING.  
4) ALL GLAZING AND GLAZING ASSEMBLIES TO COMPLY WITH AS1288 AND FOR AS2047

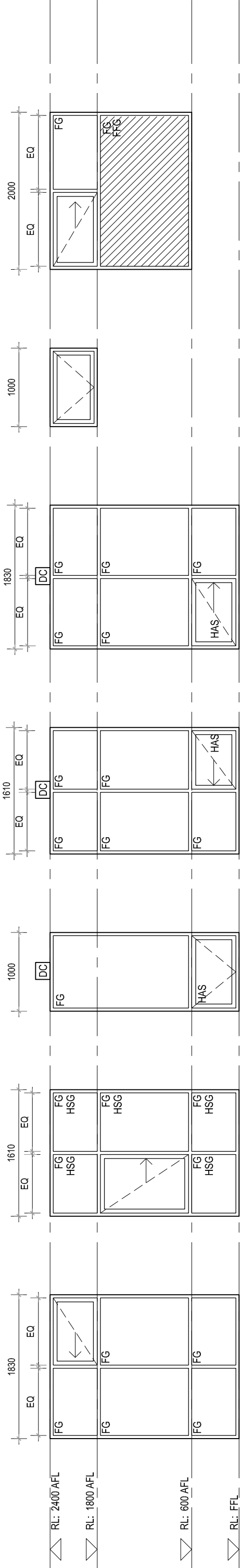
drawing title	client	CAVATON MC PROJECTS
WINDOW & DOOR SCHEDULE	project	NEW APARTMENTS
	site location	11-13 WEST ST, HINDMARSH, SA
Not for construction purposes unless stamped FOR CONSTRUCTION. Verify dimensions and levels on site before setting out. Do not scale. Refer to figured dimensions - in mm unless otherwise stated.	drawing no.	A3
scale	drawn	1:50
checked	drawn	AH
signed off	checked	KM
date	signed off	17.05.17
revision	drawing no.	17.002.WD.140.02
	revision	D

DOOR SCHEDULE 1:50 @ A3



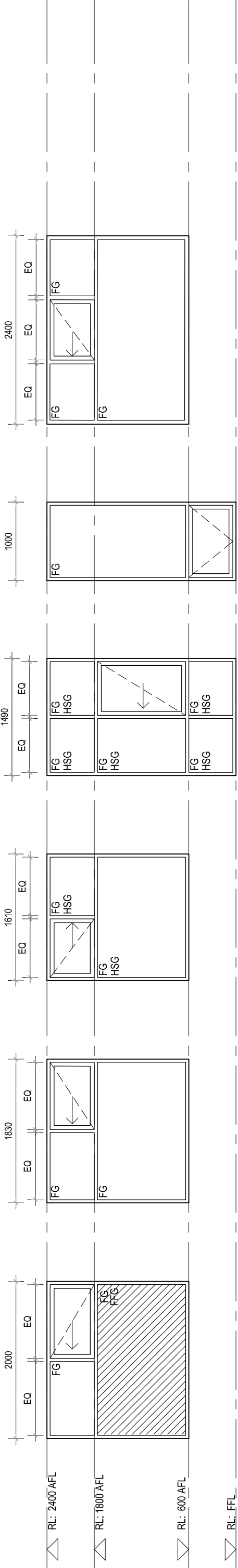
**MILNEARCHITECTS**  
LEVEL 1/124 FRANKLIN STREET  
ADELAIDE SA 5000  
TEL 08 8410 6555  
FAX 08 8410 6777  
mailto:milnearchitects.com.au  
ABN 35 099 574 128

issue	checked	date	rev.
CONSULTANT ISSUE	KM	11.06.19	D
TENDER ISSUE	KM	04.04.19	C
CONSULTANT ISSUE	KM	15.02.19	B
TENDER ISSUE	KM	19.11.18	A

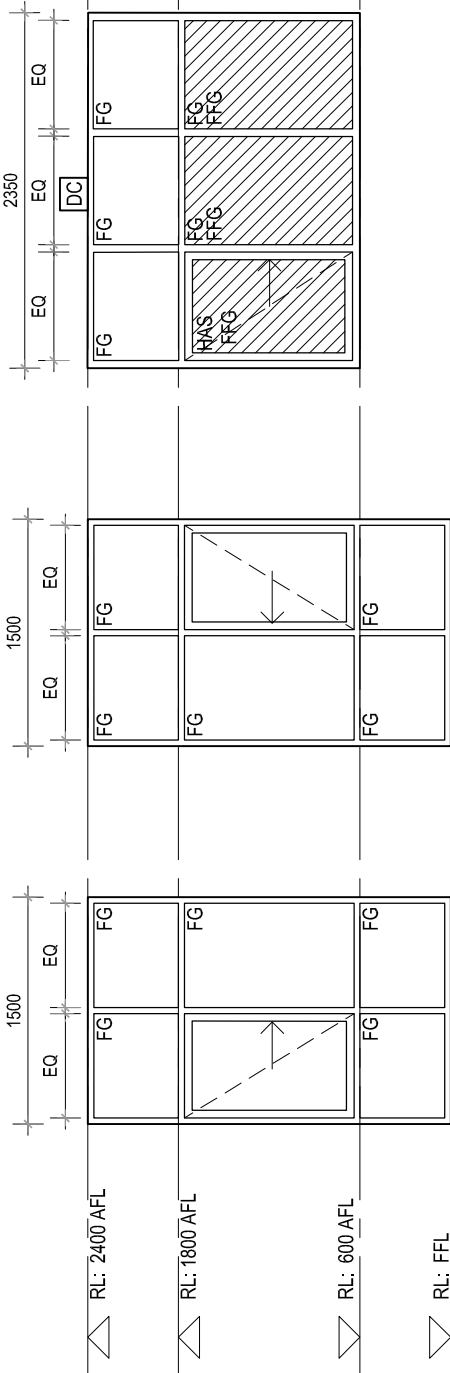


W.07, W.10, W.17, W.20, W.25, W.28

W.08, W.18, W.26



WINDOW SCHEDULE		LEGEND
AFL	ABOVE FLOOR LEVEL	
W (no.)	DENOTES WINDOW & FRAME. REFER WINDOW SCHEDULE.	
DC	DRENCHER OVER FIXED PANEL. REFER ENGINEER	
FG	FIXED GLASS	
FFL	FINISH FLOOR LEVEL	
FFG	FROSTED GLASS FINISH UP TO 1800MM ABOVE FINISH FLOOR LEVEL FOR PRIVACY	
HAS	HEAT ATTENUATION SCREEN INSIDE OPENABLE PORTION.	
HSG	HEAT STRENGTHENED GLAZING. REFER ENGINEER	
NOTES:		
1) TO BE READ IN CONJUNCTION WITH DOOR AND WINDOW SCHEDULE IN SPECIFICATION.		
2) ALL DIMENSIONS TO BE CONFIRMED ON SITE BEFORE MANUFACTURE.		
3) ALL WINDOWS TO BE POWDERCOAT ALUMINUM FRAME & DOUBLE GLAZING.		
4) ALL GLAZING AND GLAZING ASSEMBLIES TO COMPLY WITH AS1288 AND /OR AS2047		

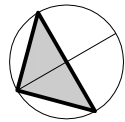


W.22

W.23

WINDOW SCHEDULE 1:50 @ A3

MAXIMUM OPENING SIZE 125MM



LEVEL 1/124 FRANKLIN STREET  
ADELAIDE SA 5000  
TEL 08 8410 6555  
FAX 08 8410 6777  
ma@milnearchitects.com.au

M

MILNEARCHITECTS

client

CAVATON MC PROJECTS

project

NEW APARTMENTS

site location

11-13 WEST ST, HINDMARSH, SA

drawing title

WINDOW & DOOR SCHEDULE

drawing no.

A3

revision

17.002.WD.140.03 D

Not for construction purposes unless stamped FOR CONSTRUCTION

Verify dimensions and levels on site before setting out. Do not scale.

Refer to figured dimensions - in mm unless otherwise stated

scales

drawn checked signed off

date

1:50 AH KM 17.05.17

checked

date

rev.